

Incentive Constrained Risk Sharing, Segmentation, and Asset Pricing*

PRELIMINARY AND INCOMPLETE, PLEASE DO NOT CIRCULATE

Bruno Biais

Johan Hombert

Pierre-Olivier Weill

Toulouse School of Economics
Imperial College Business School

HEC Paris

University of California, Los Angeles

March 24, 2017

Abstract

We analyse a one-period general equilibrium asset pricing model with cash-diversion frictions. Incentive compatibility constraints imply that the market is endogenous incomplete. They also induce endogenous segmentation, as different types of investors hold different assets in equilibrium, and co-movements in asset prices. Equilibrium expected excess returns reflect two premia: a risk premium, which is positive if the return on the asset is large when the pricing kernel is low, but which does not reflect aggregate or individual consumption due to incentive compatibility constraints; and a divertibility premium, which is positive if the return on the asset large when incentive-compatibility constraints bind. This divertibility premium is inverse-U shaped with betas, in line with the empirical findings that the security market line is flat at the top.

*We'd like to thank, for fruitful comments and suggestions, Andrea Attar, Andy Atkeson, Saki Bigio, Ana Fostel, Valentin Haddad, Thomas Mariotti, Ed Nosal, Bruno Sultanum, Venky Venkateswaran, and Bill Zame as well as seminar participant at the Banque de France Workshop on Liquidity and Markets, the Gerzensee Study Center, MIT, Washington University in St. Louis Olin Business School, EIEF, University of Geneva, and University of Virginia.

1 Introduction

In financial markets, informational frictions limit the pledgeability of collateral. Consider for example a hedge fund who sells credit default swap to a bank. The collateral assets of the hedge fund correspond to a dynamic trading strategy, possibly in opaque and illiquid markets. Effort then is necessary to minimize transactions costs, accurately estimate risk exposure and hedges, and monitor broker dealers. Effort is costly for the hedge fund, but imperfectly observable by its counterparty. This implies that the income pledgeable from the assets traded by the hedge fund is lower than the total cash flow they generate.

In this paper we study how a standard informational friction, cash diversion, limits the pledgeability of tradeable assets, affects the completeness of the market, the pricing of tradeable assets, and their allocation across agents. In line with the literature, we show that incentive compatibility constraints create endogenous market incompleteness. We go beyond the literature with results concerning the pricing and allocation of tradeable assets. First we find that incentive compatibility constraints generate a divertibility discount, in the sense that assets are priced below replicating portfolios of Arrow securities. As a result, equilibrium expected excess returns incorporate two premia: a risk premium, which is positive if the return on the asset is large when the pricing kernel is low, but which does not reflect aggregate or individual consumption due to incentive compatibility constraints; and, a divertibility premium, which is positive if the return on the asset is large when incentive-compatibility constraints bind. This divertibility premium is inverse U shaped with betas, in line with the empirical findings that the security market line is flat at top. Second, we find that the market for tradeable assets is endogenously segmented, as different types of agents hold different types of assets in equilibrium. This is because the equilibrium asset allocation optimally mitigates diversion incentives. Namely, agents who have large liabilities in a particular state of the world find it optimal to hold assets with low payoff in that state. We show that endogenous segmentation leads relatively risk-tolerant agents to hold riskier assets, and creates co-movement among the prices of assets held by the same clientele of agents.

We consider a canonical general equilibrium model. At time 0, competitive risk-averse agents are endowed with shares of assets in positive net supply, which they can trade, together with a complete set of Arrow securities in zero net supply. At time 1, the real assets generate consumption flows and agents consume. In this complete competitive market, if there were no friction, the first best would be attained in equilibrium. Risk would be

shared perfectly, with less risk-averse agents insuring more risk-averse agents against adverse realizations of the aggregate state. The consumptions of all agents would comove with aggregate output. It is the risk associated with aggregate output that would determine the risk premium in the price of Arrow securities and real assets (see, e.g. [Huang and Litzenberger \(1988\)](#)). Finally, agents would be indifferent between holding a real asset and a replicating portfolio of Arrow securities, since both would have the same arbitrage-free price. As a result, the allocation of real assets would be indeterminate.

We show that this outcome is altered when collateral is imperfectly pledgeable. We create imperfect pledgeability with the simplest possible informational problem. At time 1, the agents who sold Arrow securities are supposed to transfer resources to the agents who bought these securities. Instead of delivering on their promises, agents could strategically default and divert a fraction of the payoff of the assets they hold. Only the fraction of payoff that cannot be diverted is pledgeable, i.e., can be used to back the sale of Arrow securities. We show that, in equilibrium, the resulting incentive compatibility constraints prevent relatively risk-tolerant agents from providing the first-best level of insurance to more risk-averse agents. Consequently, while there is a market for each Arrow security, the market is endogenously incomplete.

This framework delivers sharp implications for asset pricing and holdings. The prices of assets are equal to the value of their consumption flows, evaluated at Arrow Debreu state prices, minus a divertibility discount corresponding to the shadow cost of the incentive constraint. Thus there is a form of underpricing, as assets are priced below replicating portfolios of Arrow securities. This does not constitute an arbitrage opportunity, however. In order to conduct an arbitrage trade, an agent would need to sell Arrow securities and use the proceeds to buy assets. This is precluded by the incentive constraint: if the agent sold these Arrow securities, this would increase his liabilities, thus increasing his temptation to strategically default, and his incentive compatibility constraint would no longer hold. We also show that incentive compatibility constraints have implications for asset holdings. Namely, our model predicts that, to optimally mitigate incentive problems, agents should hold assets with low payoffs in the states against which they sell a large amount of Arrow securities. Thus, even if the cash diversion friction is constant across assets and agents, the market will be endogenously segmented: different agents will find it optimal to hold different types of assets in equilibrium.

To further illustrate equilibrium properties, we consider the simple 2-by-2 case: two states, two agents' types,

one more risk-tolerant and the other more-risk averse, and an arbitrary distribution of assets. In equilibrium, the risk-tolerant agent consumes relatively less in the bad than in the good state so as to insure the risk-averse agent. To implement this consumption allocation, the risk-tolerant agent sells Arrow securities that pay in the bad state, and so has more incentives to divert cash flow in the bad than in the good state. In equilibrium, these incentive problems are optimally mitigated if the risk-tolerant agent holds assets paying off much less in the low state than in the high state, that is, high beta assets. Within the set of high beta assets held by the risk-tolerant agent, the riskier ones, which have lower cash flow in the low state, create less incentive problems, have lower divertibility discounts and so are less under-priced. Symmetrically, the risk-averse agent hold low beta assets. Within the set of low beta assets, the safer ones also have lower divertibility discount and are less under-priced. This implies that the divertibility discount is inverse U shaped in beta, and that the security market line is flatter at the top, in line with [Black \(1972\)](#) and recent evidence by [Frazzini and Pedersen \(2014\)](#) and [Hong and Sraer \(2016\)](#). Another implication of this model is that a tightening of incentive problems creates co-movement in divertibility discounts. Suppose, for example, that some of the high-beta assets held by the risk-tolerant agents become more divertible. Then, the divertibility discount of these assets increases, and the divertibility discount of all the other assets held by the risk-tolerant agent increases by more than that of assets held by the risk-averse agent. Thus, co-movement in divertibility discount is stronger among assets held by the same type of agents. Finally, in the 2-by-2 case, we show that, holding aggregate risk and aggregate pledgeable income constant, the distribution supplies across assets matters for equilibrium outcomes. For example, we find that divertibility frictions are more likely to impact equilibrium if the value-weighted distribution security beta is more concentrated. This provides a narrative for a solvency crises: when corporations are closer to default, the distribution of beta is more concentrated because equity is wiped out and debt looks more like equity. According to the model, the economy is more likely to experience second-best outcomes, in which risk sharing worsens, excess returns increase, and asset prices display symptoms of limits to arbitrage.

Literature: In the endogenously incomplete markets literature, tradeable assets are fully pledgeable. The assets that are partially pledgeable are not tradeable. Examples include include human capital in [Kehoe and Levine \(1993, 2001\)](#), [Alvarez and Jermann \(2000\)](#), [Chien and Lustig \(2009\)](#) and [Gottardi and Kubler \(2015\)](#), or the technology generating entrepreneurial income in [Holmstrom and Tirole \(1997\)](#). We depart from this

literature by assuming that partially pledgeable assets are, in fact, tradeable. This is desirable to study the pricing of collateral assets in financial markets. Equilibrium asset prices and holdings reflect the optimal allocation of the pledgeable income generated by these assets. This creates a wedge between the price of a tradeable asset and that of a replicating portfolio of Arrow securities, the divertibility discount, and it induces endogenous market segmentation. Another distinct implication of our model is that, holding aggregate risk and pledgeable income constant, the distribution of supplies across assets matters for equilibrium outcomes.

In the collateral equilibrium literature, for example [Fostel and Geanakoplos \(2008\)](#), [Geanakoplos and Zame \(2014\)](#), or [Brumm, Grill, Kubler, and Schmedders \(2015\)](#), the set of financial promises is typically incomplete and each unit of collateral can only be used to back one promise. We depart from this literature by considering a complete set of financial promises, and that agents can use the same unit of collateral to back multiple promises, i.e., they can engage in the common practice of portfolio margining. Our finding that assets incorporate a divertibility discount may seem to contradict studies in the collateral equilibrium literature, who emphasize that asset prices incorporate a “collateral premium.” Similarly, new monetarist analyses point to a “liquidity premium” (see for example [Lagos \(2010\)](#), [Li, Rocheteau, and Weill \(2012\)](#), [Lester, Postlewaite, and Wright \(2012\)](#), [Venkateswaran and Wright \(2013\)](#)). There is no contradiction, however, since our analysis also points to a premium. The difference is that the benchmark valuation is not the same for the premium and the discount results. The divertibility discount is the difference between the equilibrium price of a real asset and the price of a replicating portfolio of Arrow securities. There is also a premium, however, equal to the difference between the price of the asset and its value evaluated at the marginal utility of the agent holding it.

Finally, the literature on asset pricing with margin constraints is also concerned with the impact of imperfect pledgeability on asset prices. This literature imposes to each agent one single ad-hoc borrowing constraint stating that the value of liabilities must be less than a number that depends on assets held by the agent. This number is a margin-weighted sum of the value of assets in [Hindy and Hugang \(1995\)](#), [Aiyagari and Gertler \(1999\)](#), [Coen-Pirani \(2005\)](#), and [Gârleanu and Pedersen \(2011\)](#), where margins are exogenously fixed. [Gromb and Vayanos \(2002\)](#) posits that margins are set such that liabilities take the form of risk-free debt while [Brunnermeier and Pedersen \(2009\)](#) assume that margins are determined by a value-at-risk constraint. In contrast, we follow the endogenously incomplete market literature and we derive a collection of state-contingent borrowing constraint

from an explicitly specified cash-diversion problem. This implies that different assets endogenously generate different incentive to divert depending on their cash flow structure. As a result, our divertibility discount result holds very generally, even when assets have different margin, and even if long position in Arrow securities can be more easily diverted than long positions in assets.

The next section presents the model. Section 3 presents general results on equilibrium and optimality. Section 4 presents more specific results, obtained when there are only two types of agents.

2 Model

2.1 Assets and Agents

There are two dates $t = 0, 1$. The state of the world ω realizes at $t = 1$ and is drawn from some finite set Ω according to the probability distribution $\{\pi(\omega)\}_{\omega \in \Omega}$, where $\pi(\omega) > 0$ for all ω . All real resources are the dividends of assets referred to as “trees.” The set of tree types is taken to be a compact interval that we normalize to be $[0, 1]$, endowed with its Borel σ -algebra. The distribution of asset supplies is a positive and finite measure \bar{N} over the set $[0, 1]$ of tree types. We place no restriction on \bar{N} : it can be discrete, continuous, or a mixture of both. The payoff of tree j in state $\omega \in \Omega$ is denoted by $d_j(\omega) \geq 0$, with at least one strict inequality in for some state $\omega \in \Omega$. A technical condition for our existence proof is that, for all $\omega \in \Omega$, $j \mapsto d_j(\omega)$ is continuous. Economically, continuity means that trees are finely differentiated: nearby trees in $[0, 1]$ have nearby characteristics. Continuity is a mild assumption since we do not impose any restriction on the distribution \bar{N} of supplies.

The economy is populated by finitely many types of agents, indexed by $i \in I$. The measure of type $i \in I$ agents is normalized to one. Agents of type $i \in I$ have Von Neumann Mortgenstern utility

$$U_i(c_i) \equiv \sum_{\omega \in \Omega} \pi(\omega) u_i [c_i(\omega)]$$

over time $t = 1$ state-contingent consumption. We take the utility function to be either linear, $u_i(c) = c$, or strictly increasing, strictly concave, and twice-continuously differentiable over $c \in (0, \infty)$. Without loss of

generality, we apply an affine transformation to the utility function $u_i(c)$ so that it satisfies either $u_i(0) = 0$; or $u_i(0) = -\infty$ and $u_i(\infty) = +\infty$; or $u_i(0) = -\infty$ and $u_i(\infty) = 0$. In addition, if $u_i(0) = -\infty$ we assume that there exists some $\gamma_i > 1$ such that, for all c small enough, $\frac{u'_i(c)c}{|u_i(c)|} \leq (\gamma_i - 1)$. This implies the Constant Relative Risk Aversion (CRRA) bound $0 \geq u_i(c) \geq Kc^{1-\gamma_i}$ for all c small enough and some negative constant K .

Finally, we assume that, at time $t = 0$, agent $i \in I$ is endowed a strictly positive share, $\bar{n}_i > 0$, in the market portfolio. Of course, agents' shares in the market portfolio must add up to one, that is $\sum_{i \in I} \bar{n}_i = 1$.

2.2 Markets, Budget Constraints, and Incentive Compatibility

Markets. At time zero, agents trade two types of assets: trees, and a complete set of Arrow securities. While trees are in positive supply, Arrow securities are in zero net supply.

We assume that agents must choose positive tree holdings. Formally, they choose a portfolio N from the set \mathcal{M}_+ of positive and finite measures over the set of tree types, $[0, 1]$. Positivity means that agents cannot own a negative fraction of a firm. However, we allow them to take short positions by selling a complete set of Arrow securities, subject to borrowing constraints specified below. Therefore we are explicit about the fact that short positions are liabilities, and we model these liabilities as negative positions in a portfolio of Arrow securities. The vector of agent i 's positions in each of the Arrow securities is denoted by $a_i \equiv \{a_i(\omega)\}_{\omega \in \Omega}$. The position $a_i(\omega)$ can be positive (if the agent buys the Arrow security) or negative (if the agent sells the Arrow security).¹

Budget constraints. A *price system* for trees and Arrow securities is a pair (p, q) , where $p : j \mapsto p_j$ is a continuous function for the price of tree j ,² and $q = \{q(\omega)\}_{\omega \in \Omega}$ is a vector in $\mathbb{R}^{|\Omega|}$ for the prices of Arrow securities. Given the price system (p, q) , the time-zero budget constraint for agent i is:

$$\sum_{\omega \in \Omega} q(\omega) a_i(\omega) + \int p_j dN_{ij} \leq \bar{n}_i \int p_j d\bar{N}_j. \quad (1)$$

¹In Appendix B.8 we explicitly allow for short sale of trees. We show that short-selling a tree is always weakly dominated by selling the corresponding replicating portfolio of Arrow securities. This justifies our assumption that all short positions must take the form of sales of Arrow securities.

²Hence, we assume that the price functional admits a dot-product representation based on a continuous function of tree type. This is a restriction: in full generality one should allow for any continuous linear functional, some of which do not have such representation. However, given our maintained assumption that $j \mapsto d_j(\omega)$ is continuous, this restriction turns out to be without loss of generality. Namely, one can show that *any* equilibrium allocation can be supported by a price functional represented by a continuous function of tree types. See the paragraph before Proposition 19 page 41.

At time one, agent i 's consumption must satisfy:

$$c_i(\omega) = a_i(\omega) + \int d_j(\omega) dN_{ij}. \quad (2)$$

We denote the state-contingent consumption plan by $c_i \equiv \{c_i(\omega)\}_{\omega \in \Omega}$.

Incentive compatibility Constraints. At time $t = 1$, the agent is supposed to follow the consumption plan given in (2). Instead, the agent could default on his contractual obligations, and divert a fraction $\delta \in [0, 1)$ of trees and Arrow security cash flow paying off in state $\omega \in \Omega$.³

To formally derive the incentive compatibility constraint, suppose that an agent of type i has a portfolio N_i of trees, a long position $a_i^+(\omega)$ and a short position $a_i^-(\omega)$ in the state ω Arrow security. The net position in the state ω Arrow security is $a_i(\omega) = a_i^+(\omega) - a_i^-(\omega)$. For now we explicitly distinguish between short and long positions because they generate different diversion incentives. Namely, if the agent chooses to divert in state ω , he runs away with a fraction δ of his *long* positions in trees and Arrow securities and he consumes:

$$\hat{c}_i(\omega) = \delta \int d_j(\omega) dN_{ij} + \delta a_i^+(\omega), \quad (3)$$

The incentive compatibility condition is such that the agent prefers repaying his promise rather than defaulting and diverting:

$$c_i(\omega) \geq \hat{c}_i(\omega),$$

where $c_i(\omega)$ is given in (2) and $\hat{c}_i(\omega)$ in (3). Substituting in (2) into the above equation, we obtain that the incentive constraint can be rewritten as

$$a_i^-(\omega) \leq (1 - \delta) \left[\int d_j(\omega) dN_{ij} + a_i^+(\omega) \right]. \quad (4)$$

The left-hand side is the agent's liability in state ω . The right-hand side is the non-divertible part of the agent's assets in state ω . An immediate implication of constraint (4) is:

³Here we assume for simplicity that δ is constant across agents and assets. In the appendix all our proofs cover the generalized case in which the divertibility parameter is a continuous function δ_{ij} of the identity i of the agent and of the type j of the asset. This may be a natural assumption to make in some contexts.

Lemma 1 *It is always weakly optimal to choose an Arrow position such that $a_i^+(\omega) = 0$ or $a_i^-(\omega) = 0$.*

Indeed, if $a_i^+(\omega) > 0$ and $a_i^-(\omega) > 0$, the agent could reduce both positions equally by some small amount. Because this does not change the net position, the agent can keep his consumption the same. But this would relax (4) because the left-hand side would decrease by more than the right-hand side. Economically, this means that it is suboptimal to purchase Arrow assets, $a_i^+(\omega)$, in order to increase borrowing in Arrow liabilities, $a_i^-(\omega)$. Indeed, increasing the long Arrow position by one unit only allows to increase the short position by $(1 - \delta) < 1$. While this indeed increases the agent's gross borrowing, the net borrowing actually decreases.

Lemma 1 allows us to assume that agents choose Arrow positions such that $a_i^+(\omega) = 0$ or $a_i^-(\omega) = 0$. A key implication is that an agent is never tempted to divert a long Arrow position – indeed, whenever an agent has a long Arrow position, he does not have any simultaneous short position and (4) is slack. The Lemma also leads to a simpler representation of (4) in terms of net Arrow position. Namely, if $a_i^-(\omega) > 0$, then $a_i^+(\omega) = 0$, and (4) writes as

$$-a_i(\omega) \leq (1 - \delta) \int d_j(\omega) dN_{ij}. \quad (5)$$

If $a_i^+(\omega) > 0$, then $a_i^-(\omega) = 0$, (4) is slack, and (5) holds as well. Conversely, given $a_i^-(\omega) = 0$ or $a_i^+(\omega) = 0$, if (5) holds, then the original constraint (4) holds too. The next step is to use (2) in order to express $a_i(\omega)$ in terms of consumption and asset payoff, so we obtain the equivalent incentive compatibility condition:

$$c_i(\omega) \geq \delta \int d_j(\omega) dN_{ij}, \quad (6)$$

for all $\omega \in \Omega$, where the left-hand side is the consumption plan of the agent, and the right-hand side is what he would get if he were to divert.

2.3 Discussion

2.3.1 Interpreting incentive compatibility

If we define the equity capital of the agent in state ω as the difference between the output from his assets and its liabilities, the incentive compatibility constraint can be interpreted in terms of state-contingent capital requirements: equity capital must be large enough so that the agent is not tempted to strategically default.

Another interpretation of the constraint is in terms of haircuts. As shown by equation (4), the state-contingent payoff of assets serves as collateral for the state-contingent liability of the agent. But the amount the agent can promise is lower than the face value of the collateral, because some of that collateral could be diverted. The wedge between the output/collateral and the maximum promised payment can be interpreted as a haircut. Haircuts are increasing in δ . Haircuts are not imposed on an individual asset basis, but at the level of the aggregate position, or portfolio of the agent. This is in line with the practice of “portfolio margining.”

Note that the capital requirement, or haircut, is not imposed by the regulator. It is requested by the private contracting agents to limit counterparty risk. There is however an aspect of that requirement that cannot be completely decentralized. The incentive compatibility constraint of agent i involves the Arrow securities traded by agent i with all other agents in the economy. These multiple trades must be aggregated (and cleared) to determine the total exposure of agent i to state ω , and then compared to the assets of the agent, imputing the right haircuts. This can be the role of the Central Clearing Party (CCP), which in our model can centralize and clear all trades to ensure incentive compatibility, and thus deliver a better outcome than the outcome which would arise with bilateral contracting only.

2.3.2 Interpreting collateral divertibility

Divertibility can be interpreted in terms of moral hazard problems faced by financial institutions, e.g. banks making loans to firms, or venture capitalists holding stakes in innovative projects. In such context, $d_j(\omega)$ is the payoff generated by firm or project j in state ω . To ensure that this payoff is actually generated, and available to pay his liability $a_i^-(\omega)$, the agent must monitor the project, which takes effort, time and resources. If this effort is not incurred, the project only delivers $(1 - \delta)d_j(\omega)$, instead of $d_j(\omega)$.⁴ Thus, $\delta d_j(\omega)$ can be interpreted as the opportunity cost of effort. This is very similar to the classical moral hazard problem of unobservable effort of [Holmstrom and Tirole \(1997\)](#). In their analysis the moral hazard problem is formulated in terms of private benefits, instead of cost of effort. Similarly, in our analysis, δ can be interpreted in terms of private benefit. The main difference here is that effort takes place after the state ω is realized, so we consider ex-post moral hazard, while [Holmstrom and Tirole \(1997\)](#) consider ex-ante moral hazard.

⁴What does it mean that the set of type j loans is divided amongst many agents? All the loans in that set are to similar firms in the same sector. That set is then split in smaller subsets held by a different financial institution.

Instead of investments in non financial firms, assets could be made of financial securities, or investment strategies in Over the Counter (OTC) markets – not explicitly modeled in the present paper. In that context diversion can be interpreted as failing to take the appropriate actions to maximize the value of the investment. For example, this can involve failing to incur the cost of effort necessary to minimize transactions costs. Or it could involve selling at a really good price to another institution, or letting an intermediary front run, in exchange for kick backs.

Finally, one can relate divertibility to bankruptcy costs. Precisely, suppose that, if the agent fails to repay the liability, his creditors can trigger bankruptcy and recover the collateral up to some fixed amount equal to $\delta \int d_j(\omega) dN_{ij}$. If the creditors cannot commit to trigger bankruptcy, then the agent is always able to renegotiate his state- ω contingent debt down to $(1 - \delta) \int d_j(\omega) dN_{ij}$. Anticipating renegotiation, creditors only lend up to $(1 - \delta) \int d_j(\omega) dN_{ij}$, leading to the incentive compatibility condition we postulate. In practice, bankruptcy costs are large for households’ mortgage debt, see for example [Campbell, Giglio, and Pathak \(2011\)](#), and for non-financial firms, see for example by [Andrade and Kaplan \(1998\)](#), [Bris, Welch, and Zhu \(2006\)](#) and [Davydenko, Strebulaev, and Zhao \(2012\)](#). They can also be substantial for financial firms, even for the financial liabilities that benefit from a “safe harbor” provision: see, for example, [Fleming and Sarkar \(2014\)](#) and [Jackson, Scott, Summe, and Taylor \(2011\)](#) in case studies of the bankruptcy of Lehman Brothers Holdings Inc.⁵

3 Equilibrium, arbitrage and optimality

3.1 The agent’s problem

As is standard, the consumption plan c_i and the tree holdings N_i satisfy the time-zero budget constraint (1) and the time-one budget constraint (2), if and only if they satisfy the inter-temporal budget constraint:

$$\sum_{\omega \in \Omega} q(\omega) c_i(\omega) + \int p_j dN_{ij} \leq \bar{n}_i \int p_j d\bar{N}_j + \sum_{\omega \in \Omega} q(\omega) \int d_j(\omega) dN_{ij}. \quad (7)$$

⁵[Fleming and Sarkar \(2014\)](#) writes that “it has been alleged that Lehman did not post sufficient collateral, and that it failed to segregate collateral” and that creditors to these claims “were unable to make recovery through the close-out netting process and became unsecured creditor to the Lehman estate”. In addition, “counterparties did not know when their collateral would be returned to them, nor did they know how much they would recover given the deliberateness and unpredictability of the bankruptcy process.”.

Both the budget constraint (7) and the incentive compatibility constraint (6) are only a function of (c_i, N_i) , and do not depend on the Arrow security holdings a_i . Hence, we can define the consumption set of agent $i \in I$ to be $X_i \equiv \mathbb{R}_+^{|\Omega|} \times \mathcal{M}_+$, the product of the set of positive state contingent consumption plans and of the set of positive tree holdings. *The problem of agent i* is, then, to maximize $U_i(c_i)$ with respect to $(c_i, N_i) \in X_i$, subject to the intertemporal budget constraint (7) and the incentive compatibility condition (6).

3.2 Definition of equilibrium

Let X denote the cartesian product of all agents' consumption set. An *allocation* is a collection $(c, N) = (c_i, N_i)_{i \in I} \in X$ of consumption plans and tree holdings for every agent $i \in I$. An allocation (c, N) is *feasible* if it satisfies:

$$\sum_{i \in I} c_i(\omega) \leq \sum_{i \in I} \int d_j(\omega) dN_{ij} \text{ for all } \omega \in \Omega \quad (8)$$

$$\sum_{i \in I} N_i = \bar{N}. \quad (9)$$

An *equilibrium* is a feasible allocation (c, N) and a price system (p, q) such that, for all $i \in I$, (c_i, N_i) solves agent's i problem given prices.

3.3 Some elementary properties of equilibrium

3.3.1 Incentive-Constrained Pareto Optimality

An allocation $(c, N) \in X$ is said to be *incentive-feasible* if it satisfies the incentive compatibility constraints (6) for all $(i, \omega) \in I \times \Omega$, and the feasibility constraint (8). An incentive-feasible allocation (\hat{c}, \hat{N}) *Pareto dominates* the incentive-feasible allocation (c, N) if $U_i(\hat{c}_i) \geq U_i(c_i)$ for all $i \in I$, with at least one strict inequality for some $i \in I$. An allocation is *incentive-constrained Pareto optimal* if it is incentive-feasible and not Pareto dominated by any other incentive-feasible allocation. In our model, we have:

Proposition 2 *Any equilibrium allocation is incentive-constrained Pareto optimal.*

The reason why optimality obtains in spite of incentive constraints is because prices do not show up in the incentive compatibility condition, so that there are no “contractual externalities”. See [Prescott and Townsend](#)

(1984) and Kehoe and Levine (1993) for other examples of economies in which the same property holds. Because there are no contractual externalities, the proof of Proposition 2 is similar to its perfect market counterpart: if an equilibrium allocation were Pareto dominated by another incentive feasible allocation, the latter must lie outside the agents' budget set. Adding up across agents leads to a contradiction.

3.3.2 Existence and Uniqueness

To prove existence of equilibrium, we follow Negishi (1960). We consider the problem of a planner who assigns Pareto weights $\alpha_i \geq 0$ to each agent $i \in I$, with $\sum_{i \in I} \alpha_i = 1$, and chooses incentive feasible allocations to maximize the social welfare function, $\sum_{i \in I} \alpha_i U_i(c_i)$. We establish the existence of Pareto weights such that, given agents' initial endowment, the social optimum can be implemented in a competitive equilibrium without making any wealth transfers between agents.

Proposition 3 *There exists an equilibrium.*

The proof follows arguments found in Negishi (1960), Magill (1981), and Mas-Colell and Zame (1991) with a some differences. First, our planner is now subject to incentive compatibility constraints. Second, technical difficulties arise because the commodity space is infinite dimensional which makes it harder to apply separation theorems. We solve these difficulties by explicitly deriving first-order necessary and sufficient conditions for the Planner's problem, and using the associated Lagrange multipliers to construct equilibrium prices.

We can show uniqueness in a particular case of interest:

Proposition 4 *Suppose that there are two types of agents, $I = \{1, 2\}$, with CRRA utility, with respective RRA coefficients (γ_1, γ_2) such that $0 \leq \gamma_1 \leq \gamma_2 \leq 1$ and $\gamma_2 > 0$. Then the equilibrium consumption allocation is uniquely determined. The prices of Arrow securities and the price of trees are, \bar{N} -almost everywhere, uniquely determined up to a positive multiplicative constant.*

In general, the asset allocation is not uniquely determined. As will be clear below, this arises for example when none of the incentive constraints bind. In that case the allocation is not uniquely determined because it is equivalent to hold tree j or a portfolio of Arrow securities with the same cash-flows as j .

As is standard, only relative prices are pinned down, hence price levels are only determined up to a positive multiplicative constant.

Finally, asset prices are only uniquely determined \bar{N} -almost everywhere. In particular, the prices of assets in zero supply are not uniquely determined. This is intuitive: given the short-sale constraint, the only equilibrium requirement for an asset in zero supply is that the price is large enough so that no agent want to hold it. As a result equilibrium only imposes a lower bound on the price of trees in zero supply.⁶

3.3.3 Arbitrage

Lemma 5 *The following no-arbitrage relationships must hold:*

- *Trees and Arrow securities have strictly positive prices: $p_j > 0$ for all $j \in [0, 1]$ and $q(\omega) > 0$ for all $\omega \in \Omega$;*
- *The prices of trees in positive supply are lower than or equal to the prices of the portfolios of Arrow securities with the same payoff. That is, \bar{N} -almost everywhere, $p_j \leq \sum_{\omega \in \Omega} q(\omega) d_j(\omega)$.*

Absence of arbitrage requires that Arrow securities and tree prices be positive, for standard reasons. It also implies that the prices of trees cannot be above those of portfolios of Arrow securities with the same cash flows. If it were, this would open an arbitrage opportunity, which agents could exploit by selling trees in positive supply and buying portfolios of Arrow securities. Such arbitrage would be possible because i) trees are in positive net supply and so selling these trees is feasible for at least one agent ii) buying Arrow securities does not tighten incentive compatibility constraints. In contrast, if the prices of trees are below those of corresponding portfolios of Arrow securities, arbitrage would require selling those securities. This would tighten incentive compatibility constraints, however. Thus, as shown below, it can be the case in equilibrium, when incentive compatibility constraints are binding, that the price of trees is strictly lower than that of a replicating portfolios of Arrow securities. This is a form of limit to arbitrage.

It is natural to interpret the arbitrage relationship, $p_j \leq \sum_{\omega \in \Omega} q(\omega) d_j(\omega)$, as a “basis,” namely, as a difference between the price of an asset and the price of a corresponding replicating derivative. Such relationships have been studied extensively in the empirical finance literature – see for example the recent work of [Bai and Collin-Dufresne \(2013\)](#) and [Gârleanu and Pedersen \(2011\)](#) for the CDS-bond basis. Our model differ from existing theoretical work, in particular [Gârleanu and Pedersen \(2011\)](#), in several dimensions. First it has the strong empirical implication that bases always go in the same direction: assets are priced below replicating derivatives.

⁶To remove the indeterminacy, it would be natural to inject a small additional supply for all trees, $\bar{N} + \varepsilon \mathcal{U}_{[0,1]}$ and let $\varepsilon \rightarrow 0$.

Second, the results about bases holds with arbitrary heterogeneity in the divertibility parameter across assets. For example, it would also hold if, for some reason, Arrow securities are more divertible than trees. This is because assets endogenously generate different incentives to divert depending on their payoff structure. In particular, we have seen in Lemma 1 and 5 that an agent never has incentive to divert a long Arrow position. By contrast he may have incentives to divert a long tree position. The basis will precisely correspond to the difference in shadow incentive cost of diversion, which can be strictly positive for the tree and which is always zero for Arrow securities.

3.3.4 First best implementability

We first study circumstances under which the incentive compatibility constraints do not impact equilibrium outcomes. Formally, define a $\delta = 0$ equilibrium to be an allocation and price system (c^0, N^0, p^0, q^0) when $\delta = 0$, i.e., when agents have no ability to divert. Fix some $\delta > 0$. Then, the $\delta = 0$ -equilibrium is said to be $\delta > 0$ -implementable if there exists some $\delta > 0$ -equilibrium, $(c^\delta, N^\delta, q^\delta, p^\delta)$, such that $c^0 = c^\delta$. The next lemma states an intuitive sufficient condition for implementability:

Lemma 6 *Fix some $\delta > 0$. Then, a $\delta = 0$ -equilibrium, (c^0, N^0, p^0, q^0) , is $\delta > 0$ -implementable if and only if there exists some $N^\delta = (N_i^\delta)_{i \in I}$ such that :*

$$\sum_{i \in I} N_i^\delta = \bar{N} \tag{10}$$

$$c_i^0(\omega) \geq \delta \int d_j(\omega) dN_{ij}^\delta \quad \forall (i, \omega) \in I \times \Omega. \tag{11}$$

Based on the Lemma, we obtain simple examples of implementability:

Proposition 7 *Fix some $\delta > 0$. A $\delta = 0$ -equilibrium (c^0, n^0, p^0, q^0) is $\delta > 0$ -implementable if one of the following conditions is satisfied:*

- *Inada conditions are satisfied for all $i \in I$ and δ is strictly positive but small enough.*
- *There exists $\{N_i\}_{i \in I} \in \mathcal{M}_+^{|I|}$ such that $\sum_{i \in I} N_i = \bar{N}$ and $\int d_j(\omega) dN_{ij} = c_i^0(\omega) \quad \forall (i, \omega) \in I \times \Omega$.*
- *Agents have Constant Relative Risk Aversion (CRRA) with identical coefficient.*

To understand the first bullet point, note that with Inada conditions consumptions are strictly positive for all agents and all states. Therefore, as long as δ is small enough, the incentive compatibility constraint (11) is satisfied for all agents when they hold, say, an equal fraction of the market portfolio, $N_i = \bar{N}/|I|$, and simultaneously issue liabilities to attain their desired consumption plan, c_i^0 .

The second bullet point of the proposition states that all incentive compatibility constraints hold if two set of conditions are satisfied. First agents can replicate their zero-equilibrium consumption with *positive* holdings of trees. Second, these agents holding are *feasible*, i.e., they add up to the aggregate. This means that they do not need to make any financial promise, i.e., promise to deliver consumption out of the payoff of their equilibrium holdings of trees. Clearly, if agents do not need to make any financial promise, divertibility is not an issue.

The third bullet point is an example of the second: if agents have CRRA utilities with identical risk aversion, then they all consume a constant share of the aggregate endowment. Clearly, they can attain that consumption plan by holding a portfolio of trees, namely a constant share in the market portfolio.

Taken together, Lemma 6 and Proposition 7 also help understand circumstances under which a $\delta = 0$ equilibrium cannot be implemented. Consider for example an economy composed of CRRA utility agents with heterogenous risk aversion, and assume that there is only one tree, the “market portfolio”, with payoff equal to aggregate consumption. Because of heterogeneity in risk aversion, in the $\delta = 0$ equilibrium, agents consumption vary across states – namely more risk averse agents tend to have higher consumption shares in states of low aggregate consumption. If $\delta \simeq 1$, agents cannot issue liabilities and their consumption must be approximately equal to the payoff their tree portfolio. But since they can only hold the market portfolio, their consumption share must be approximately constant across states, so that the $\delta \simeq 1$ equilibrium cannot coincide with the $\delta = 0$ equilibrium.

In the above example the tree market is incomplete, which prevents agents from replicating their $\delta = 0$ consumption plan. But implementability can fail even when the tree market is complete. The reason is that, in equilibrium, agents must hold the entire outstanding asset supply. In particular they have to hold portfolios whose payoffs differ from their desired consumption profiles. As a result, they issue liabilities and run into incentive problems.

3.4 Optimality conditions

Since agents have concave objectives and are subject to finitely-many affine constraints, we can apply the Lagrange multiplier Theorems shown in Section 8.3 and 8.3 of [Luenberger \(1969\)](#) (see Proposition 20 in the appendix for details). Let λ_i denote the Lagrange multiplier of the intertemporal budget constraint (7) and $\mu_i(\omega)$ the Lagrange multiplier of the incentive compatibility constraint (6). The first-order condition with respect to $c_i(\omega)$ is⁷

$$\pi(\omega)u'_i [c_i(\omega)] + \mu_i(\omega) = \lambda_i q(\omega). \quad (12)$$

The first-order condition with respect to N_i can be written

$$p_j \geq \sum_{\omega \in \Omega} q(\omega) d_j(\omega) - \delta \sum_{\omega \in \Omega} \frac{\mu_i(\omega)}{\lambda_i} d_j(\omega) \quad (13)$$

with an equality N_i -almost everywhere, that is, for almost all trees held by agent i .

3.4.1 Asset pricing

The pricing of risk and incentives. The pricing kernel, pricing the Arrow securities is

$$M(\omega) \equiv \frac{q(\omega)}{\pi(\omega)}.$$

The first order condition with respect to consumption, (12), shows that if the incentive compatibility conditions were slack, the marginal rate of substitution between consumptions in different states would be equal across all agents, as in the standard, perfect and complete markets, model. When incentive compatibility conditions bind, in contrast, marginal rates of substitution differ across agents, reflecting the multipliers of the incentive constraints. This reflects imperfect risk-sharing in markets that are endogenously incomplete due to incentive constraints, as in [Alvarez and Jermann \(2000\)](#). Thus the Arrow securities pricing kernel arising in our model differs from its complete or exogenously incomplete markets counterpart because in general, there is no agent whose marginal utility is equal to $M(\omega)$ *in all states*. Instead, $M(\omega)$ corresponds to the marginal utility of an

⁷In principle this condition only hold with an inequality if $c_i(\omega) = 0$, which may occur when utility is linear. However, we show in the Appendix (Proposition 20) that there always exist multipliers that make this condition hold at equality.

unconstrained agent, whose type varies from state to state.

Denote

$$A_i(\omega) \equiv \frac{\mu_i(\omega)}{\lambda_i \pi(\omega)},$$

which can be interpreted as the shadow cost of the incentive compatibility constraint of agent i in state ω . With these notations, (13) rewrites as:

$$p_j \geq \mathbb{E}[M(\omega)d_j(\omega)] - \delta \mathbb{E}[A_i(\omega)d_j(\omega)], \quad (14)$$

with an equality for almost all trees held by agent i . Equation (14) shows that the price of an asset held by i is the difference between two terms.

The first term is $\mathbb{E}[M(\omega)d_j(\omega)]$, the present value of the dividends evaluated with the pricing kernel M . It reflects the pricing of risk embedded in the prices of the Arrow securities.

The second term, $\delta \mathbb{E}[A_i(\omega)d_j(\omega)]$, is new to our setting. It reflects the pricing of incentives, as it is equal to the shadow cost incurred by agents of type i when they hold one marginal unit of asset j and their incentive constraints becomes tighter. It is the expected product of the shadow cost of the incentive constraint, $A_i(\omega)$, and of the divertible dividend flow, $\delta d_j(\omega)$.

Excess return decomposition. The pricing formula (14) also leads to a natural decomposition of excess return. Define the risky return on asset j as $R_j(\omega) \equiv d_j(\omega)/p_j$ and let the risk-free return be $R_f \equiv 1/\mathbb{E}[M(\omega)]$. Then, standard manipulations of the first order condition (13) show that for almost all assets held by agents of type i :

$$\mathbb{E}[R_j(\omega)] - R_f = -R_f \text{cov}[M(\omega), R_j(\omega)] + R_f \mathbb{E}[A_i(\omega)\delta R_j(\omega)] \quad (15)$$

The first term on the right-hand-side of (15) can be interpreted as a risk premium. It is positive if the return on asset j , $R_j(\omega)$, is large for states in which the pricing kernel, $M(\omega)$, is low. It is similar to the standard risk-premium obtained in frictionless markets (see, e.g., [Huang and Litzenberger \(1988\)](#) equation 6.2.8) but, unlike in the frictionless CCAPM, the pricing kernel $M(\omega)$ mirror neither aggregate nor individual consumption.

The second term on the right-hand-side of (15) can be interpreted as a divertibility premium. It is positive

if divertible income, $\delta R_j(\omega)$, is large when the incentive compatibility condition of the agent holding the asset binds.

Limits to arbitrage. Lemma 5 stated that, by arbitrage, the price of a tree could not be larger than the price of a corresponding portfolio of Arrow securities delivering the same cash flows. Equation (14) reveals further that, if the incentive compatibility constraint of the asset holder binds in at least one state, and if the dividend is strictly positive in that state, then the price of the tree is *strictly* smaller than that of the corresponding portfolio of Arrow securities. One may argue that this constitutes an arbitrage opportunity. However, agents of type i cannot trade on it without tightening their incentive constraint. Thus, the wedge between $\mathbb{E}[M(\omega)d_j(\omega)]$ and the price, p_j , can be interpreted as a divertibility discount, arising because of limits to arbitrage.

Divertibility discount vs. collateral premium. While our model points to a “divertibility discount,” our results can also be interpreted in terms of premium, but relative to a different benchmark. To see this, consider again the trees held by some agent i . Take the first-order condition (12) with respect to $c_i(\omega)$, multiply by the dividend $d_j(\omega)$ and sum across states to obtain:

$$\mathbb{E}[M(\omega)d_j(\omega)] = \mathbb{E}\left[\frac{u'_i[c_i(\omega)]}{\lambda_i}d_j(\omega)\right] + \mathbb{E}[A_i(\omega)d_j(\omega)]. \quad (16)$$

Substituting (16) into (14) asset j is

$$p_j = \mathbb{E}\left[\frac{u'_i[c_i(\omega)]}{\lambda_i}d_j(\omega)\right] + \mathbb{E}[A_i(\omega)d_j(\omega)] - \delta \mathbb{E}[A_i(\omega)d_j(\omega)]. \quad (17)$$

This price equation is similar to equation (5) in [Fostel and Geanakoplos \(2008\)](#) or that in Lemma 5.1 in [Alvarez and Jermann \(2000\)](#). The first term on the right-hand side of (17) is similar to what [Fostel and Geanakoplos \(2008\)](#) call “payoff value”: it is the expected value of asset’s cash flows, evaluated at the marginal utility of the agent holding the asset. The second term on the right-hand side of (17) is similar to the collateral premium in [Fostel and Geanakoplos \(2008\)](#) (see Lemma 1, page 1230). The third term is the divertibility discount, which is specific to our model, and does not arise in [Fostel and Geanakoplos \(2008\)](#).

3.4.2 Segmentation

Let

$$v_{ij} = \mathbb{E} [M(\omega)d_j(\omega)] - \delta \mathbb{E} [A_i(\omega)d_j(\omega)] \quad (18)$$

denote the valuation of agent i for asset j . From the first-order condition (13), one sees that $v_{ij} = p_j$ for almost all assets held by agents of type i , and otherwise $v_{ij} \leq p_j$. Therefore, the agents who hold the asset are those who value it the most, because they have the lowest shadow incentive-cost of holding the assets.

In the general model, we have found it difficult to provide a sharp characterization of the equilibrium asset allocation. But this can be done in the context of particular examples, such as the one developed in Section 4 below. In this example, different assets are held, in equilibrium, by different agents. This equilibrium outcome resembles the one exogenously assumed in the segmented market literature, in particular recent work on “intermediary asset pricing” (see for example Edmond and Weill (2012) or He and Krishnamurthy (2013)). However, the pricing formula differs from that in exogenously segmented markets. Namely, in our endogenously segmented markets, assets are not priced by the marginal utility of the asset holders and they include a divertibility discount. Also, the extent of segmentation is determined in equilibrium and so will not be invariant to changes in the economic environment.

4 Two-by-Two

To characterize an equilibrium more precisely, we hereafter focus on the simple “two-by-two” case, in which there are two types of agents $i \in \{1, 2\}$, two states, $\omega \in \{\omega_1, \omega_2\}$, and an arbitrary distribution of assets. We further assume that both types of agents, $i \in \{1, 2\}$, have CRRA utility with respective coefficient of relative risk aversion $0 \leq \gamma_1 < \gamma_2 \leq 1$. That is, agent $i = 1$ is more risk-tolerant, while agent $i = 2$ is more risk-averse. As shown in Proposition 4, this implies that the equilibrium consumption allocation is uniquely determined, and the equilibrium prices are uniquely determined up to a multiplicative constant. As shown in Proposition 7, the restriction $\gamma_1 \neq \gamma_2$ is necessary for incentive compatibility to matter in equilibrium.

We normalize the dividend of each tree to one, i.e., $\mathbb{E} [d_j(\omega)] = 1$.⁸ Given that there are only two states, all

⁸This is without loss of generality. This merely amounts to divide the dividend in all states by the expected dividend, and simultaneously scaling the asset supply up by the same constant.

trees must lie in the convex hull of two extreme securities: one security that only pays off in state ω_1 , and one security that only pays off in state ω_2 . Therefore, one can order the trees so that, for any $j \in [0, 1]$,

$$d_j(\omega) = \frac{j}{\pi(\omega_1)} \mathbb{I}_{\{\omega=\omega_1\}} + \frac{1-j}{\pi(\omega_2)} \mathbb{I}_{\{\omega=\omega_2\}}. \quad (19)$$

We label the states so that the aggregate endowment, denoted by $y(\omega) = \int d_j(\omega) d\bar{N}_j$, is strictly larger in state ω_2 than in state ω_1 :

$$y(\omega_2) = \frac{1}{\pi(\omega_2)} \int (1-j) d\bar{N}_j > y(\omega_1) = \frac{1}{\pi(\omega_1)} \int j d\bar{N}_j.$$

In other words, ω_1 is the “bad state” while ω_2 is the “good state.” The tree $j = \pi(\omega_1)$ is risk free, and so its aggregate endowment beta, $\text{cov}[d_j(\omega), y(\omega)] / V[y(\omega)]$ is zero. Trees with $j < \pi(\omega_1)$ have lower dividend in state ω_1 than in state ω_2 , and so have positive aggregate endowment beta. The smaller is j , the more positive is the beta. Vice versa, trees with $j > \pi(\omega_1)$ have negative aggregate endowment beta. The larger is j , the more negative is the beta.

4.1 Incentive feasible consumption allocations

We start by studying the set of *incentive feasible* consumption allocations, that is, consumption allocations c such that (c, N) is incentive feasible for some tree allocation N . This simplifies the analysis by reducing the number of choice variables: it allows to work directly with consumption allocations, without having to explicitly describe the underlying asset allocation that makes it incentive compatible. In particular, it allows to analyze incentive-feasibility and equilibrium in an Edgeworth box. Our first main result is:

Proposition 8 *Consider a feasible consumption allocation such that $c_1(\omega_1)/y(\omega_1) < c_1(\omega_2)/y(\omega_2)$. Then c is incentive feasible if and only if there exists $k \in [0, 1]$ and $(\Delta N_1, \Delta N_2) \geq 0$, $\Delta N_1 + \Delta N_2 = \bar{N}_k - \bar{N}_{k-}$, such that:*

$$c_1(\omega_1) \geq \delta \int_{j \in [0, k)} d_j(\omega_1) d\bar{N}_j + \delta d_k(\omega_1) \Delta N_1 \quad (20)$$

$$c_2(\omega_2) \geq \delta \int_{j \in (k, 1]} d_j(\omega_2) d\bar{N}_j + \delta d_k(\omega_2) \Delta N_2. \quad (21)$$

The proposition focuses on the case in which the consumption share of agent 1 is lower in the bad state than in the good state – the opposite case is symmetric. The result stated in the proposition follows from two observations.

The first observation is that, since his consumption share is smaller in ω_1 than in ω_2 , agent $i = 1$ tends to have incentive problems in state ω_1 . To understand why, imagine that agent $i = 1$ purchases a fraction of the market portfolio equal to her average consumption share across states. In order to implement his consumption plan $c_1(\omega)$ while holding this portfolio, agent $i = 1$ has to sell Arrow securities that pay off in state ω_1 , and purchase Arrow securities that payoff in state ω_2 . Hence, agent $i = 1$ only has a liability in state ω_1 , and so may only have incentives to divert in that state. Vice versa, agent $i = 2$ tends to have incentives to divert in state ω_2 .

The second observation is that, to mitigate these incentive problems, it is best to allocate agent $i = 1$ a portfolio of trees with low payoff in state ω_1 . This minimizes agent $i = 1$ incentive to divert. Vice versa, it is best to allocate agent $i = 2$ a portfolio of trees with low payoff in state ω_2 . Since we have ordered trees so that the payoff in state ω_1 is strictly increasing in j , feasibility then implies that agent $i = 1$ should receive all trees $j < k$, and agent $i = 2$ all trees $j > k$, for some threshold k . The proposition states, then, that a consumption allocation is incentive feasible if and only if two out of the four incentive-compatibility constraints hold for such a portfolio.

The right-hand sides of (20) and (21) define a boundary below which any consumption allocation above the diagonal of the Edgeworth box is incentive feasible, and above which it is not. As mentioned above, the case of allocations below the diagonal is just symmetric. Figure 1 illustrates. The consumption of agent $i = 1$ in state ω_1 is on the x-axis, and his consumption in state ω_2 is on the y-axis. The dashed line is the boundary of the incentive-feasible set when there is just one tree in strictly positive supply.⁹ The solid line is the boundary when there are many trees.¹⁰ As expected, the incentive-feasible set is convex. It is smaller with one tree than with many trees. Indeed, with many trees, one can replicate one-tree allocations by allocating agents shares in the market portfolio. Also, one sees in the figure that any allocation which gives sufficiently small consumption

⁹In that case, the distribution \bar{N} has just one atom. If we normalize this atom to one for simplicity, then in the Edgeworth box the boundary is the curve parameterized by $\Delta N_1 \in [0, 1]$, with cartesian coordinates $c_1(\omega_1) = \delta d(\omega_1)\Delta N_1$ and $c_1(\omega_2) = y(\omega_2) - c_2(\omega_2) = d(\omega_2)[1 - \delta + \delta\Delta N_1]$

¹⁰In that case we assume no atom, so the boundary is the curve parameterized by $k \in [0, 1]$, with cartesian coordinates $c_1(\omega_1) = \delta \int_0^k d_j(\omega_1) d\bar{N}_j$ and $c_1(\omega_2) = y(\omega_2) - c_2(\omega_2) = \int_0^1 d_j(\omega_2) d\bar{N}_j - \delta \int_k^1 d_j(\omega_2) d\bar{N}_j$.

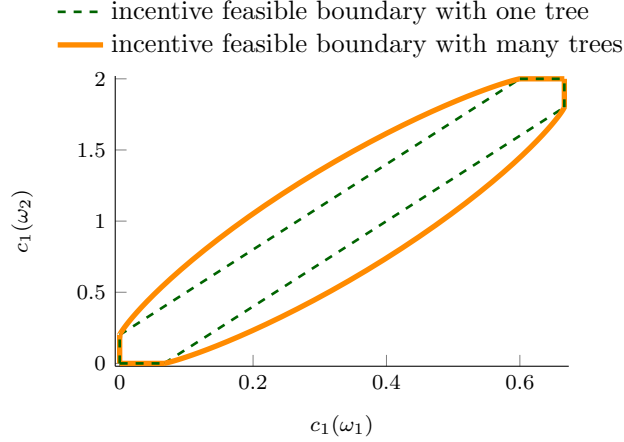


Figure 1: The set of incentive feasible consumption allocations. In the many-trees case, tree supplies are distributed according to a beta distribution with parameters $a = b = 15$. In the one-tree case, there is just one tree equal to the market portfolio of the many-trees case. The probability of the high state is $\pi(\omega_2) = 0.25$. The divertibility parameter is $\delta = 0.9$.

to one of the agent is incentive feasible. For example, if the consumption of agent $i = 1$ is sufficiently small then the consumption of agent $i = 2$ is almost equal to the aggregate endowment. As long as $\delta < 1$, this allocation can be made incentive feasible by allocating all the trees to agent $i = 2$. In equilibrium, agent $i = 1$ sells all his trees to agent $i = 2$, and agent $i = 2$ issues a liability corresponding to agent $i = 1$ consumption. This is feasible since $\delta < 1$ gives agent $i = 2$ some borrowing capacity.

A useful property for what follows is that, for any incentive-feasible consumption allocation on the boundary, the distribution of assets is uniquely determined.

Proposition 9 *Suppose that (20) and (21) holds with equality for some consumption allocation c , some $k \in [0, 1]$ and some $(\Delta N_1, \Delta N_2) \geq 0$ such that $\Delta N_1 + \Delta N_2 = N_k - N_{k-}$. Then (c, N) is incentive feasible if and only if $N_1 = \Delta N_1 \mathbb{I}_{\{j=k\}} + \bar{N} \mathbb{I}_{\{j < k\}}$ and $N_2 = \Delta N_2 \mathbb{I}_{\{j=k\}} + \bar{N} \mathbb{I}_{\{j > k\}}$.*

Consider the simple case in which there are no atoms in the distribution of assets. Then $\Delta N_1 = \Delta N_2 = 0$ and the proposition states that there exists a k such that agent 1 holds assets $j \leq k$, while agent 2 holds assets $j > k$. In general, one must allow for the possibility that there is an atom at k . The simplest example is when there is only one asset in positive supply. In this case, the mass of assets from $j = 0$ to $j = N_{k-}$ (just below k) is strictly lower than the mass of assets from $j = 0$ to $j = k$. That is $N_k - N_{k-} > 0$. Then, both agents hold some of asset k . Out of the total mass of asset k , $N_k - N_{k-}$, agent 1 holds a mass ΔN_1 while agent 2 holds a mass ΔN_2 .

4.2 Equilibrium allocations

In order to characterize equilibrium allocations, we rely on their efficiency properties. Let (c, N) denote the equilibrium allocation. As shown in Proposition 2, (c, N) is constrained Pareto efficient. Combining the proof of Proposition 3 and Proposition 8, we know that c solves an *incentive-constrained* Planner's problem. That is, there exists weights $(\alpha_1, \alpha_2) \in (0, 1)^2$, $\alpha_1 + \alpha_2 = 1$, such that c maximizes $\sum_{i \in I} \alpha_i U_i(c_i)$ with respect to feasible allocations satisfying the incentive compatibility conditions (20) and (21). Let c^* denote the solution of the corresponding *unconstrained* Planner's problem. That is, c^* maximizes the same welfare function, with the same weights (α_1, α_2) , with respect to feasible allocations, but without imposing the incentive compatibility conditions.

Lemma 10 *If $(\alpha_1, \alpha_2) > 0$, then the solutions of the unconstrained and incentive-constrained Planner's problems both lie strictly above the diagonal of the Edgeworth box. That is $c_1^*(\omega_1)/y(\omega_1) < c_1^*(\omega_2)/y(\omega_2)$ and $c_1(\omega_1)/y(\omega_1) < c_1(\omega_2)/y(\omega_2)$.*

The lemma states that the risk-tolerant agent, $i = 1$, receives a lower share of aggregate consumption in the low state than in the high state (as in the first best). Since consumption shares add up to one across agents, it follows that the risk-averse agent, $i = 2$, enjoys a higher share of aggregate consumption in the low than in the high state. Intuitively, a consumption allocation which delivers a constant consumption share in both states to both agents is always strictly incentive feasible: it can be implemented by giving each agent a share in the market portfolio equal to that consumption share. But the risk-tolerant cares relatively less about the low state, ω_1 , and relatively more about the high state, ω_2 . Hence, social welfare increases strictly if the risk-tolerant agent, $i = 1$ insures the more risk-averse agent by letting $i = 2$ have a larger share of aggregate consumption in the bad state.

One implication of the proposition is that the planner always find it optimal to pick consumption allocations above the diagonal of the Edgeworth box. Therefore, the relevant incentive constraint is the upper boundary of the incentive feasible set in Figure 1. Together with Proposition 9, this implies:

Corollary 11 *If $c \neq c^*$, then both (20) and (21) must bind for some $k \in [0, 1]$ and $(\Delta N_1, \Delta N_2) \geq 0$ such that $\Delta N_1 + \Delta N_2 = \bar{N}_k - \bar{N}_{k-}$. The incentive compatibility constraint of agent $i = 1$ binds in state ω_1 and agent*

$i = 1$ holds all assets $j < k$. Likewise, the incentive compatibility constraint of agent $i = 2$ binds in state ω_2 and agent $i = 2$ holds all assets $j > k$.

The corollary is illustrated in Figure 2. In the figure, the “incentive-constrained Pareto set” and the “unconstrained Pareto set” are, respectively, the set of consumption allocations obtained by solving the incentive-constrained and the constrained Planner’s problem for all possible weights $(\alpha_1, \alpha_2) \in [0, 1]^2$, $\alpha_1 + \alpha_2 = 1$. The incentive-constrained Pareto set coincides with the unconstrained Pareto set when the latter lies below the upper boundary of the incentive-feasible set. Otherwise, the incentive-constrained Pareto set coincides with the IC boundary. As α_1/α_2 increases, then the constrained Pareto efficient allocation move monotonically to the northeast of the Edgeworth box.

The figure reveals that incentive compatibility does not matter for extreme values of α_1/α_2 . For example, when α_1/α_2 is close to infinity, unconstrained Pareto efficiency requires that agent $i = 1$ consumes almost all the aggregate endowment. When $\delta < 1$, such an allocation is incentive compatible if agent $i = 1$ holds all the trees.

In the example of the figure, incentive compatibility matters for intermediate values of α_1/α_2 . This arises because, in the unconstrained Pareto set, the consumption plans of both agents differ significantly from the payoff of the market portfolio. In an equilibrium, the implementation of such consumption plans requires that both agents issue significant liabilities to each others, giving rise to incentive problems.

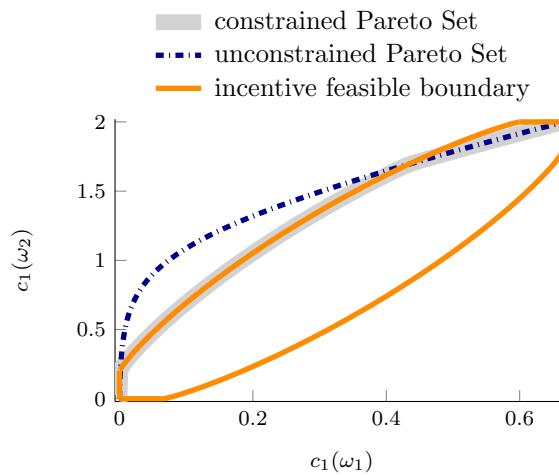


Figure 2: The set of incentive-constrained. The RRA of agent $i = 1$ is $\gamma_1 = 0.3$ and that of agent $i = 2$ is $\gamma_2 = 1$. The other parameters are the same as in Figure 1.

Finally, the characterization so far has been done in terms of the endogenous Pareto weights (α_1, α_2) and not in terms of the primitive exogenous initial endowments (\bar{n}_1, \bar{n}_2) . In the two-by-two case, a corollary of our existence proof is:

Corollary 12 *The ratio of endogenous Pareto weights, α_1/α_2 , is strictly increasing in the ratio of initial endowment \bar{n}_1/\bar{n}_2 .*

This implies in particular that, as \bar{n}_1/\bar{n}_2 increases, then the equilibrium allocation moves monotonically to the northeast of the Edgeworth box along the incentive-constrained Pareto set. It also implies that incentive problems only arise for intermediate values of \bar{n}_1/\bar{n}_2 , that is, when the distribution of wealth is not too concentrated.

4.3 Relative supply effects

In our model, the relative supply of trees determines equilibrium outcome, by changing the shape of the incentive feasible set. This implies that, on the aggregate, collateral assets are imperfect substitute: holding aggregate risk and pledgeable income constant, changing the relative supplies of various types of collateral changes equilibrium outcomes. This is in sharp contrast with standard complete and incomplete markets models, where the set of feasible allocation does not depend on supplies, but only on the span of assets' payoff matrix. Below we explain imperfect substitutability theoretically and draw its implication for the relationship between aggregate corporate leverage and asset prices.

A simple example. Consider an economy with just one tree (the “market portfolio”) and $\delta \simeq 1$. Then, as illustrated in Figure 1, the incentive feasible set is a narrow band around the 45 degree line, so that divertibility is more likely to impact equilibrium outcomes. Next, imagine that the market portfolio is split into two Arrow securities. In this case, it is clear that the conditions of Lemma 6 hold and that divertibility does not matter anymore: all agents can replicate their $\delta = 0$ -equilibrium consumption with portfolios of Arrow securities and, by construction, all agents' portfolios add up to the aggregate asset supply.

Put in empirically more concrete terms, the impact of divertibility on equilibrium outcomes ultimately depends on the value-weighted distribution of security beta. If this distribution is more dispersed, then outstanding

securities are closer to Arrow securities, and divertibility is less likely to impact on equilibrium outcomes. If the distribution is more concentrated, then the economy is closer to the “one tree” case, and divertibility is more likely to impact equilibrium outcomes.

An application: corporate leverage and asset prices. Let $y(\omega) = A d(\omega)$ for some fixed $d(\omega)$ and some parameter $A \geq 0$ measuring the size of corporate assets. Assume that there are only two trees, aggregate corporate debt and aggregate equity, with respective aggregate payoff

$$V_D(\omega) = \min\{D, A d(\omega)\} \text{ and } V_E(\omega) = \max\{A d(\omega) - D, 0\}.$$

Aggregate corporate leverage is measured by the ratio of debt to assets, D/A . Aggregate leverage increases when more corporate debt is issued, i.e., when D increases, or when the economy enters in a recession and the size of corporate assets drops, i.e., when A decreases.

Given our assumption that utility functions are homogenous, the equilibrium only depends on the ratio D/A , up to a scaling factor. Namely, if we scale D and A up by the some constant, then the equilibrium consumption allocation is scaled up by the same constant, while equilibrium portfolios and asset prices stay the same. Graphically, this allows to study equilibrium in an Edgeworth box for normalized consumption allocations, $(c_1(\omega_1)/A, c_1(\omega_2)/A)$, and characterize the corresponding normalized incentive feasible set.

Lemma 13 *When $D/A = 0$ and when $D/A \geq d(\omega_2)$, the normalized incentive feasible set is the same as with just one tree, with normalized dividend $d(\omega)$. In between, the normalized incentive feasible set increases with D/A over $[0, d(\omega_1)]$, and decreases with D/A over $[d(\omega_1), d(\omega_2)]$.*

When leverage is very small, then there is very little debt and equity is almost the same as assets. Likewise, when leverage is very large, then equity is wiped out, and debt is almost the same as assets. Thus, in these extreme cases, the value weighted distribution of beta is concentrated at one, and the normalized incentive feasible set coincides with the one obtained with one tree. In between, the normalized incentive feasible set first expands and then shrinks. In particular, the largest normalized incentive feasible set obtains when aggregate leverage is maximized subject to keeping debt risk-free. This is because, as long as debt is risk free, any incentive

feasible allocation with a small supply of risk-free debt can be replicated with a larger supply of risk-free debt, by adding some risk free debt to equity. When debt becomes risky, the opposite is true.

The proposition can be viewed as a narrative for an insolvency crisis: an increase in leverage during an expansion initially improves economic outcomes, but eventually deteriorate these outcomes when a recession hits. More formally suppose that, due to an increase in corporate debt issuance, the ratio D/A rises but remains below $d(\omega_1)$. Then, corporate debt remains safe and the normalized incentive-feasible set expands. Economic outcomes improve: the economy is more likely to reach the first-best, with better risk sharing and low excess returns. But if A drops and the economy enters a recession, then the aggregate leverage ratio D/A suddenly increases. Corporate debt becomes risky and the economy is more likely to experience second-best outcomes, in which risk sharing worsens, excess returns increase, and asset prices display symptoms of limits to arbitrage.

4.4 Asset pricing

4.4.1 Cross sectional divertibility discounts

Equation (13) shows that there is a wedge between the price of trees and the price of the portfolios of Arrow securities with the same cash flows. This wedge is equal to the shadow cost of tightening the IC constraint for agents holding the tree. In the two-by-two case, the first order condition with respect to asset holdings, (13) simplifies to

$$\sum_{\omega \in \Omega} q(\omega) d_j(\omega) - p_j = \delta \frac{\mu_1(\omega_1)}{\lambda_1} d_j(\omega_1),$$

for all tree $j \leq k$, which are held by agent $i = 1$.¹¹

In what follows we will state cross-sectional implications and conduct comparative statics for the wedge. Since only relative prices are pinned down, we express the divertibility discount in relative price, and choose as normalizing factor (or numeraire) the price of the riskless bond $1/R_f$. Now, the risk free rate is the inverse of the sum of state prices. State prices are pinned down by the first order condition with respect to consumption of the unconstrained agent $q(\omega_i) = \frac{1}{\lambda_{-i}} \pi(\omega_i) u'_{-i} [c_{-i}(\omega_i)]$. It follows that, in our simple two-by-two case, the

¹¹If there is an atom in the distribution of assets at k , then both agents' types hold asset k . Correspondingly $\frac{\mu_1(\omega_1)}{\lambda_1} d_k(\omega_1) = \frac{\mu_2(\omega_2)}{\lambda_2} d_k(\omega_2)$.

price of the riskless bond is

$$\frac{1}{R_f} = \sum_{\omega \in \Omega} q(\omega) = \frac{1}{\lambda_2} \pi(\omega_1) u'_2 [c_2(\omega_1)] + \frac{1}{\lambda_1} \pi(\omega_2) u'_1 [c_1(\omega_2)].$$

We now focus on the divertibility discount normalized by the risk free rate. For tree $j < k$ this is

$$\Delta_j \equiv \frac{\sum_{\omega} q(\omega) d_j(\omega) - p_j}{R_f} \quad (22)$$

Thus

$$\Delta_j = \frac{\lambda_2 \mu_1(\omega_1)}{\pi(\omega_1) \lambda_1 u'_2(c_2(\omega_1)) + \pi(\omega_2) \lambda_2 u'_1(c_1(\omega_2))} \delta d_j(\omega_1). \quad (23)$$

The right-hand side of equation (23) is the product of two terms. The first term is constant across all assets held by agent 1, and measures, intuitively, the tightness of the incentive constraint of agent 1. The second term is equal to the divertible cash flow of the asset in the state in which the agent holding it is constrained. Among assets held by the risk-tolerant agent, $i = 1$, this term, and correspondingly the divertibility discount, is higher for assets with a relatively large payoff in the bad state and a relatively low payoff in the high state, that is, assets with a lower aggregate endowment beta. The intuition is that the risk tolerant agent sells insurance against the bad state to the risk-averse agent. However, the incentive compatibility constraint limits the amount of insurance she can sell. Since the consumption of the risk-tolerant agent is low in the bad state, diverting cash flows of trees she holds is tempting. It implies that the shadow cost of holding a tree is higher for trees paying relatively more in the bad state, i.e., for trees with a lower aggregate endowment beta. Remember however that the risk-tolerant agent holds trees with a high betas. Therefore, among trees with a high aggregate endowment beta, trees with a moderately high beta have a larger divertibility discount than trees with a very high beta.

Consider now trees $j > k$ held by agent 2. Following the same reasoning as before, the divertibility discount equals

$$\Delta_j \equiv \frac{\sum_{\omega} q(\omega) d_j(\omega) - p_j}{\sum_{\omega} q(\omega)} = \frac{\lambda_1 \mu_2(\omega_2)}{\pi(\omega_1) \lambda_1 u'_2(c_2(\omega_1)) + \pi(\omega_2) \lambda_2 u'_1(c_1(\omega_2))} \delta d_j(\omega_2). \quad (24)$$

Equation (24) implies that, among assets held by the risk averse agent, $i = 2$, the divertibility discount is higher for assets with a relatively large payoff in the good state and a relatively low payoff in the bad state,

that is, with a higher aggregate endowment beta. The intuition is symmetric to the one above. The risk-averse agent would like to sell consumption to the risk tolerant agent in the good state, but it is tempting for the risk averse agent to divert the cash flows of the trees he holds in the good state. Thus, the shadow cost of holding a tree is higher for tree with a relatively high payoff in the good state, that is, for trees with a higher aggregate endowment beta. The risk averse agent holds trees with a low aggregate endowment beta. Therefore, among trees with a low beta, those with a moderately low beta have a larger divertibility discount than trees with a very low beta. Putting things together, we conclude that:

Lemma 14 *Suppose the distribution of tree supplies is strictly increasing. Then, the divertibility discount is an inverse U-shape function of the aggregate endowment beta of the tree.*

The restriction that the distribution is strictly increasing means that all trees are in positive supply and so that their prices are uniquely determined. This intuitively means that, after adjusting for risk, trees with either a low or a large aggregate endowment beta will tend to have a high price, and a low return. This is illustrated in the next figure. The figure shows the security market line (SML) in our environment, which we derive explicitly in Proposition 26 in Supplementary Appendix B.7.2. Since assets are held by agents who value them most, the SML is the minimum between the SML obtained from agent $i = 1$'s valuation, and that derived from agent $i = 2$'s valuation. The kink in the figure occurs at asset k , for which ownership switches from agent 1 to agent 2. The figure illustrates that, because the divertibility discount is inverse-U shaped in β , the SML is flatter at the top, in line with Black (1972), and recent evidence in Frazzini and Pedersen (2014) and Hong and Sraer (2016).

4.4.2 Comovements in divertibility discounts

What is the effect of a tree's δ on its own divertibility discount and on the divertibility discount of the other trees? Fix a tree $\ell < k$ and consider a small increase in δ for tree ℓ and possibly nearby trees. Formally we assume $\delta_j = \delta + \varepsilon\phi_j$ for some continuous function ϕ_j strictly positive near ℓ , and zero everywhere else.¹² This allows us to establish:

¹²All of our results extend to this case. In fact, our proofs in the appendix cover the case of δ which are continuously varying across agents and asset types.

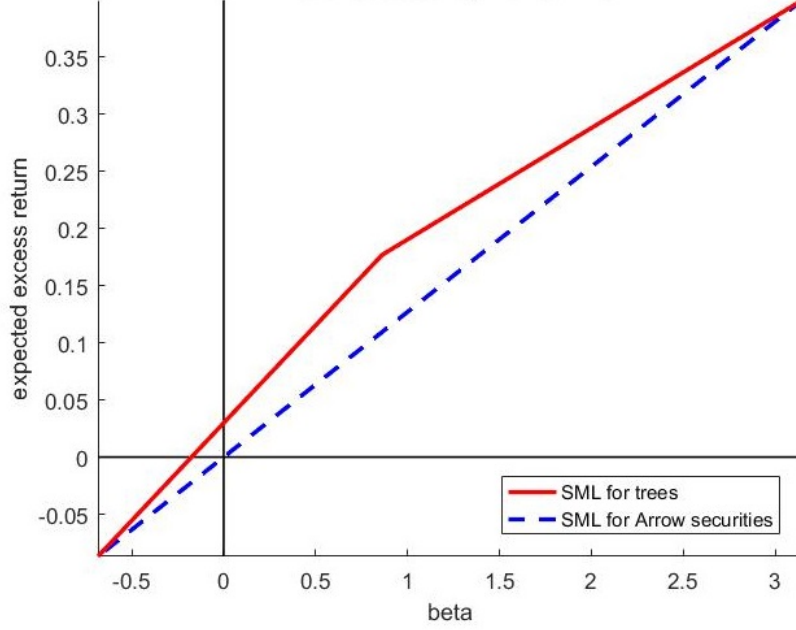


Figure 3: Modified security market line.

Lemma 15 *Assume that the cumulative distribution of trees is continuous and strictly increasing, that $c \neq c^*$, and that $k \in (0, 1)$. Then, an increase in ε shrinks the set of trees held by agent 1: $k(\varepsilon') < k(\varepsilon)$ for small $\varepsilon' > \varepsilon$.*

When agent 1 becomes slightly worse at pledging a tree he already holds, the shadow value of his incentive-compatibility constraint increases, which makes it more costly for agent 1 to hold other trees. Thus, in equilibrium, the set of trees $[0, k)$ held by agent 1 shrinks. What is the effect on divertibility discounts? Clearly, the divertibility discount of tree ℓ increases relative to other trees held by agent 1

$$\frac{\Delta_\ell}{\Delta_j}(\varepsilon') > \frac{\Delta_\ell}{\Delta_j}(\varepsilon)$$

for $\varepsilon' > \varepsilon$ and for all $j < k$ such that $\phi_j = 0$. What is the effect for other trees? For two trees held by agent 1 ($j, j' < k$ such that $\phi_j = \phi_{j'} = 0$), equation (23) implies that their divertibility discounts change at the same rate:

$$\frac{\Delta_j}{\Delta_{j'}}(\varepsilon') = \frac{\Delta_j}{\Delta_{j'}}(\varepsilon),$$

for $\varepsilon' > \varepsilon$. Now, consider two trees $j < k$ held by agent 1 and $j' > k$ held by agent 2. Then $\frac{\Delta_j}{\Delta_{j'}}$ is proportional to $\frac{\lambda_2 \mu_1(\omega_1)}{\lambda_1 \mu_2(\omega_2)}$, which is equal to $\frac{d_k(\omega_2)}{d_k(\omega_1)}$, which is decreasing in k . It then follows from Lemma 15 that the divertibility

discount of the tree held by agent 1 increases relative to the one held by agent 2:

$$\frac{\Delta_j}{\Delta_{j'}}(\varepsilon') > \frac{\Delta_j}{\Delta_{j'}}(\varepsilon)$$

for $\varepsilon' > \varepsilon$. In words, when agent 1 becomes a worse pledger for tree ℓ , the divertibility discount of tree ℓ increases and the divertibility discount of all the other trees j held by agent 1 increase by more than that of trees j' held by agent 2. Thus, co-movement in divertibility discount is stronger among assets held by the same type of agents.

4.4.3 Excess return and wealth distribution

We now study the relationship between the initial distribution of wealth, (\bar{n}_1, \bar{n}_2) , and equilibrium excess returns. This relationship has received a lot of attention in the recent literature because it is thought to be informative about the impact of shocks to intermediaries' wealth on risk premia. In our model as in the relevant literature, it is natural to identify intermediaries with risk-tolerant agents.

We consider for simplicity the one-tree economy. In this case, the asset pricing formula writes:

$$\frac{\mathbb{E}[R(\omega) - R_f]}{R_f} = -\text{cov}[M(\omega), R(\omega)] + \delta \mathbb{E}[A_i(\omega)R(\omega)].$$

We divide by R_f so as to normalize the risk-free rate to zero. As we argued earlier, the first term on the right-side is a risk premium, and the second term a divertibility premium. Figure 4 illustrates with a numerical example. The top plain curve is the equilibrium excess return. The bottom dashed curve is the equilibrium excess return in the absence of incentive constraint. The middle dotted curve is the risk premium, as measured by $\text{cov}[M(\omega), R(\omega)]$. Hence, the distance between the middle dotted curve and the top plain curve is the divertibility premium.

As in the relevant literature this numerical example shows a monotonically declining relationship between the wealth share of risk-tolerant agents and the excess return on the asset. Differently from the literature, non-linearities arise in an intermediate range of of the distribution of wealth share. This suggests that, if we start from a situation in which risk-tolerant agents are relatively rich, a modest negative shock to the wealth

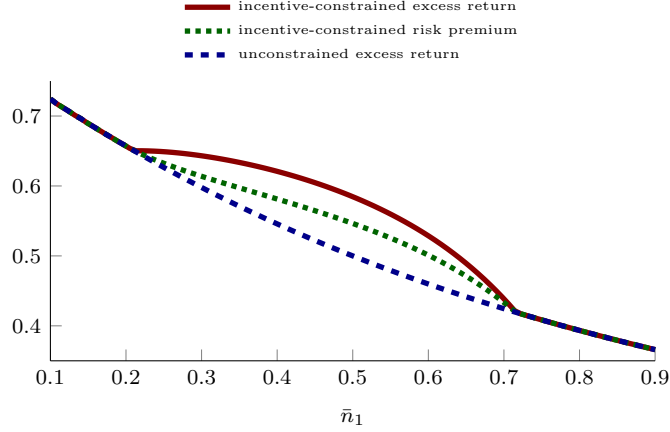


Figure 4: Excess return decomposition. The RRA parameter for agent $i = 1$ is $\gamma_1 = 0.5$, and for agent $i = 2$ it is $\gamma_2 = 1$. There are two equally likely aggregate state, with dividend $d(\omega_1) = 1$ and $d(\omega_2) = 5$.

of these agents can lead to sharp rise in excess returns – in the figure, this corresponds to a move from large to intermediate \bar{n}_1 . In contrast, in the relevant literature, negative shocks to intermediaries wealth have to be large to create non-linearities. As evident from the figure, the rise in excess return is the result of two effects going in the same direction.

First the excess return rises because the pricing kernel $M(\omega)$ becomes more volatile. Namely, in the bad state, the pricing kernel reflects the high marginal utility of the risk-averse agent, who consumes less than in the unconstrained economy because incentive constraints limits the size of insurance payments. Vice versa, in the good state, the pricing kernel reflect the low marginal utility of the risk-averse agent, who consumes more than in the unconstrained economy.

Second, the excess return rises because the divertibility premium increases. But since risk-averse agents consume more in the bad state, risk-tolerant agents must issue larger liabilities and so start facing incentive problems. This increases the shadow incentive cost, reduces the asset price, and correspondingly increases the excess return.

References

- Rao Aiyagari and Mark Gertler. Overreaction of asset prices in general equilibrium. *Review of Economic Dynamics*, 2:3–35, 1999. [5](#)
- Charalambos D. Aliprantis and Kim C. Border. *Infinite Dimensional Analysis, A Hitchiker's Guide*. Springer, 1999. [64](#)
- Fernando Alvarez and Urban J. Jermann. Efficiency, equilibrium, and asset pricing with risk of default. *Econometrica*, 68:775–797, 2000. [4](#), [17](#), [19](#)
- Gregor Andrade and Steven N. Kaplan. How costly is financial (not economic) distress? evidence from highly leveraged transactions that became distressed. *Journal of Finance*, 53:1443–1493, 1998. [11](#)
- Jennie Bai and Pierre Collin-Dufresne. The cds-bond basis. Working paper, 2013. [14](#)
- Fisher Black. Capital market equilibrium with restricted borrowing. *Journal of Business*, 3(444-455), 1972. [4](#), [30](#)
- Arturo Bris, Ivo Welch, and Ning Zhu. The costs of bankruptcy: Chapter 7 liquidation versus chapter 11 reorganization. *Journal of Finance*, 61:1253–1303, 2006. [11](#)
- Johannes Brumm, Michael Grill, Felix Kubler, and Karl Schmedders. Collateral requirements and asset prices. *International Economic Review*, 56:1–25, 2015. [5](#)
- Markus K Brunnermeier and Lasse Heje Pedersen. Market liquidity and funding liquidity. *Review of Financial Studies*, 22(6):2201–2238, 2009. [5](#)
- John Y. Campbell, Stefano Giglio, and Parag Pathak. Forced sales and house prices. *American Economic Review*, 101:2108–2131, 2011. [11](#)
- Yili Chien and Hanno Lustig. The market price of aggregate risk and the wealth distribution. *Review of Financial Studies*, 23:1596–1650, 2009. [4](#)
- Daniele Coen-Pirani. Margin requirement and equilibrium asset prices. *Journal of Monetary Economics*, 52:449–475, 2005. [5](#)

- Sergei A. Davydenko, Ilya A. Strebulaev, and Xiaofei Zhao. A market-based study of the cost of default. *Review of Financial Studies*, 25:2959–2999, 2012. [11](#)
- Chris Edmond and Pierre-Olivier Weill. Aggregate implications of micro asset market segmentation. *Journal of Monetary Economics*, 59:319–335, 2012. [20](#)
- Michael J. Fleming and Asani Sarkar. The failure resolution of lehman brothers. *FRBNY Economic Policy Review*, December:175–206, 2014. [11](#)
- Ana Fostel and John Geanakoplos. Leverage cycles and the anxious economy. *American Economic Review*, 98:1211–44, 2008. [5](#), [19](#)
- Andrea Frazzini and Lasse Heje Pedersen. Betting against beta. *Journal of Financial Economics*, 111:1–25, 2014. [4](#), [30](#)
- Nicolae Gârleanu and Lasse Heje Pedersen. Margin-based asset pricing and deviations from the law of one price. *Review of Financial Studies*, 24(6):1980–2022, 2011. [5](#), [14](#)
- John Geanakoplos and William R. Zame. Collateral equilibrium, i: a basic framework. *Economic Theory*, 56:443–492, 2014. [5](#)
- Piero Gottardi and Felix Kubler. Dynamic competitive economies with complete markets and collateral constraints. *Review of Economic Studies*, 82:1119–1153, 2015. [4](#)
- Denis Gromb and Dimitri Vayanos. Equilibrium and welfare in markets with financially constrained arbitrageurs. *Journal of financial Economics*, 66(2):361–407, 2002. [5](#)
- Zhiguo He and Arvind Krishnamurthy. Intermediary asset pricing. *American Economic Review*, 103:732–770, 2013. [20](#)
- Ayman Hindy and Ming Hugang. Asset pricing with linear collateral constraints. Technical report, Stanford University, 1995. [5](#)
- Bengt Holmstrom and Jean Tirole. Financial intermediation, loanable funds, and the real sector. *The Quarterly Journal of Economics*, 112:663–691, 1997. [4](#), [10](#)

- Harrison Hong and David Sraer. Speculative beta. *Journal of Finance*, Forthcoming, 2016. 4, 30
- Chi-Fu Huang and Robert H. Litzenberger. *Foundations for Financial Economics*. Elsevier Science, 1988. 3, 18
- Thomas H. Jackson, Kenneth E. Scott, Kymberly Anna Summe, and John B. Taylor. Resolution of failed financial institutions: orderly liquidation authority and a new chapter 14. Technical report, Hoover Institution, Stanford University, 2011. 11
- Timothy J. Kehoe and David K. Levine. Debt-constrained asset markets. *Review of Economic Studies*, 60:865–888, 1993. 4, 13
- Timothy J. Kehoe and David K. Levine. Liquidity constrained markets versus debt constrained markets. *Econometrica*, 69:575–598, 2001. 4
- Ricardo Lagos. Asset prices and liquidity in an exchange economy. *Journal of Monetary Economics*, 57:913 – 930, 2010. 5
- Benjamin Lester, Andrew Postlewaite, and Randall Wright. "information, liquidity, asset prices, and monetary policy. *Review of Economic Studies*, 79:1208–1238., 2012. 5
- Yiting Li Li, Guillaume Rocheteau, and Pierre-Olivier Weill. Liquidity and the threat of fraudulent assets. *Journal of Political Economy*, 120:815–846, 2012. 5
- David Luenberger. *Optimization by vector space methods*. John Wiley & Son, 1969. 17, 40, 41, 42
- Michael J. P. Magill. An equilibrium existence theorem. *Journal of Mathematical Analysis and Applications*, 84:162–169, 1981. 13, 43
- Andreu Mas-Colell and William R. Zame. Equilibrium theory in infinite dimensional spaces. In *Handbook of Mathematical Economics*, volume IV, chapter 34, pages 1835–1898. Elsevier, 1991. 13
- Paul Milgrom and Ilya Segal. Envelope theorems for arbitrary choice sets. *Econometrica*, 70:583–601, 2002. 40, 60
- Takashi Negishi. Welfare economics and existence of an equilibrium for a competitive economy. *Metroeconomica*, 12:92–97, 1960. 13, 43

Edward C. Prescott and Robert M. Townsend. Pareto optima and competitive equilibria with adverse selection and moral hazard. *Econometrica*, 52:21–46, 1984. [12](#)

Tyrrell R. Rockafellar. *Convex Analysis*. Princeton University Press, 1970. [59](#)

Nancy L. Stokey and Robert E. Lucas. *Recursive Methods in Economic Dynamics*. Harvard University Press, 1989. [39](#), [40](#), [55](#), [60](#)

Venky Venkateswaran and Randall Wright. Pledgability and liquidity: A new monetarist model of financial and macroeconomic activity. 2013. [5](#)

A Appendix: Proofs

In this appendix we prove all of our results for the generalized model in which δ depends on the agent and (continuously) on the tree type. That is, for each, $i \in I$, the function $j \mapsto \delta_{ij}$ is continuous.

A.1 Proof of Proposition 2

1) First we prove that an equilibrium is incentive constrained Pareto optimal:

Let (c, N) denote an equilibrium allocation with associated price system (q, p) . Suppose it is Pareto dominated by some other incentive-feasible allocation (\hat{c}, \hat{N}) . Then, because utility is strictly increasing, \hat{c}_i must lie strictly outside the budget set of all agents for which $U_i(\hat{c}_i) > U_i(c_i)$. Otherwise, these agents would have a strict incentive to switch to \hat{c}_i . Likewise, \hat{c}_i must lie weakly outside the budget set set of all agents for which $U_i(\hat{c}_i) = U_i(c_i)$. Otherwise, these agents would have strict incentive to increase their consumption in some state, which would respect incentive compatibility. Taken together, we obtain:

$$\sum_{\omega \in \Omega} q(\omega) \hat{c}_i(\omega) + \int p_j d\hat{N}_{ij} \geq \bar{n}_i \int p_j d\bar{N}_j + \int \sum_{\omega \in \Omega} q(\omega) d_j(\omega) d\hat{N}_{ij},$$

with one strict inequality for all $i \in I$ such that $U_i(\hat{c}_i) > U_i(c_i)$. Adding up across all agents we obtain that:

$$\sum_{\omega \in \Omega} q(\omega) \left\{ \sum_{i \in I} \hat{c}_i(\omega) - \sum_{i \in I} \int d_j(\omega) d\hat{N}_{ij} \right\} + \int p_j \left\{ \sum_{i \in I} d\hat{N}_{ij} - d\bar{N}_j \right\} > 0,$$

which contradicts the feasibility of (\hat{c}, \hat{N}) .

QED

A.2 Proof of Proposition 3

Our proof of existence proceeds as follows. In Section A.2.1 we define the Planner's Problem, we study some of its elementary properties, and we derive necessary and sufficient optimality conditions for a solution. In Section A.2.2, we turn to the equilibrium and derive first-order necessary and sufficient conditions for a solution to the agent's problem. Comparing the first-order conditions for the Planner and for the agent, in Section A.2.3 we show an equivalence between the set of equilibrium allocations, and the set of solutions to the Planner's problem with zero wealth transfers. We then establish the existence of a solution to the Planner's problem with zero wealth transfer. Omitted proofs are in Supplementary Appendix B.

In what follows we identify any measure with its cumulative distribution function. That is, we identify \mathcal{M}_+ with the set of increasing and right-continuous functions over $[0, 1]$. We denote by \mathcal{M} the vector space of functions which can be written as $F = F_1 - F_2$, where both F_1 and F_2 belong to \mathcal{M}_+ . We endow \mathcal{M} with the total variation norm. Given any sequence $N^k \in \mathcal{M}$, we said that N^k *converges strongly* towards N , and write $N^k \rightarrow N$, if $\lim_{k \rightarrow \infty} \|N^k - N\| = 0$. We say that N^k *converges weakly* towards N , and write $N^k \Rightarrow N$, if $\int f_j dN_j^k \rightarrow \int f_j dN_j$ for all continuous real-valued functions $j \mapsto f_j$ over $[0, 1]$. A set of allocations K is said to be *weakly closed* if for any weakly converging sequence $(c^k, N^k) \in K$, i.e. such that $c^k \rightarrow c$ and $N^k \Rightarrow N$, then the limit of the sequence belongs to K , i.e., $(c, N) \in K$. The set K is said to be *weakly compact* if for any sequence $(c^k, N^k) \in K$, there exist some subsequence (c^ℓ, N^ℓ) and some $(c, N) \in K$ such that $c^\ell \rightarrow c$ and $N^\ell \Rightarrow N$.

A.2.1 The Planner's Problem

Let \mathcal{A} denote the simplex, i.e., the set of welfare weights $\alpha \equiv (\alpha_1, \alpha_2, \dots, \alpha_I)$ such that $\alpha_i \geq 0$ and $\sum_{i \in I} \alpha_i = 1$. Given any $\alpha \in \mathcal{A}$, and given any $(c, N) \in X$, social welfare is defined as

$$W(\alpha, c, N) \equiv \sum_{i \in I} \alpha_i \sum_{\omega \in \Omega} \pi(\omega) u_i [c_i(\omega)].$$

In the above formula, when $u_i(0) = -\infty$, we let $\alpha_i u_i [c_i(\omega)] = 0$ if $\alpha_i = c_i(\omega) = 0$.

Given weight $\alpha \in \mathcal{A}$, the *Planner's Problem* is:

$$W^*(\alpha) = \sup W(\alpha, c, N) \tag{25}$$

with respect to incentive feasible allocations, i.e., with respect to $(c, N) \in X$ satisfying (6), (8) and (9). We let $\Gamma^*(\alpha)$ denote the set of allocations solving (25). To show the existence of a solution, we rely on:

Lemma 16 *The set of incentive feasible allocations is weakly compact.*

The proof relies on Helly's Selection Theorem (Theorem 12.9 in [Stokey and Lucas \(1989\)](#)) which allows to extract weakly convergence subsequences from bounded sequences in \mathcal{M}_+ . The feasibility and incentive compatibility constraints hold in the limit by definition of weak convergence. We add to the argument in [Stokey and Lucas \(1989\)](#) by showing that the feasibility constraint for asset holdings is also satisfied in the limit. With this result in mind, we show in the supplementary appendix:

Proposition 17 *The planner's value $W^*(\alpha)$ is a continuous function of $\alpha \in \mathcal{A}$, and the maximum correspondence $\Gamma^*(\alpha)$*

is non-empty, weakly compact, convex, and has a weakly closed graph. Moreover, consider any sequence $\alpha^k \rightarrow \bar{\alpha}$ and an associated sequence of optimal allocations $(c^k, N^k) \in \Gamma^*(\alpha^k)$. Then, if $\bar{\alpha}_i = 0$, $\lim_{k \rightarrow \infty} \alpha_i^k u' [c_i^k(\omega)] c_i^k(\omega) = 0$ for all $\omega \in \Omega$.

If $u_i(0) = 0$ for all $i \in I$, the result follows from the same argument as in the proof of the Theorem of the Maximum (see, for example, Theorem 3.6 in [Stokey and Lucas \(1989\)](#)). If $u_i(0) = -\infty$ for some i , then we need to adapt the argument because the social welfare function is not continuous at (α, c, N) such that $\alpha_i = c_i(\omega) = 0$. Likewise, the result concerning $\alpha_i^k u' [c_i^k(\omega)] c_i^k(\omega) = 0$ is obvious if $u_i(0) = 0$, but requires some additional work when $u_i(0) = -\infty$.

To compare equilibria with solution of the Planner's Problem, we rely on first-order conditions. We first derive necessary conditions. To do so, we cannot apply the Lagrange multiplier theorems of [Luenberger \(1969\)](#), because they do not accommodate equality constraints. Even if we consider a "relaxed problem" where equality constraints are replaced by inequality constraints, the theorems do not apply because the relevant positive cone has an empty interior. We therefore exploit the structure of the problem to derive first-order conditions by hand. To do so we consider, for any N , the maximized objective with respect to c . We then use an Envelope Theorem of [Milgrom and Segal \(2002\)](#) to explicitly calculate the directional derivative of this maximized objective with respect to N . We obtain:

Proposition 18 *Suppose $(c, N) \in X$ solves the Planner's problem given $\alpha \in \mathcal{A}$. Then there exists multipliers $\hat{q} \in \mathbb{R}_+^{|\Omega|}$ and $\hat{\mu} \in \mathbb{R}_+^{|\Omega| \times |I|}$ such that (c, N) satisfies two sets of conditions.*

- *First-order conditions:*

$$\begin{aligned} \alpha_i \pi(\omega) u'_i [c_i(\omega)] + \hat{\mu}_i(\omega) &= \hat{q}(\omega), \quad \forall (i, \omega) \in I \times \Omega \\ \int [\hat{p}_j - \hat{v}_{ij}] dN_{ij} &= 0, \end{aligned}$$

where $\hat{v}_{ij} \equiv \sum_{\omega \in \Omega} \hat{q}(\omega) d_j(\omega) - \sum_{\omega \in \Omega} \hat{\mu}_i(\omega) \delta_{ij} d_j(\omega)$, and $\hat{p}_j \equiv \max_{i \in I} \hat{v}_{ij}$.

- *Complementary slackness conditions:*

$$\begin{aligned} \hat{q}(\omega) \left[\sum_{i \in I} \int d_j(\omega) dN_{ij} - \sum_{i \in I} c_i(\omega) \right] &= 0 \quad \forall \omega \in \Omega \\ \hat{\mu}_i(\omega) \left[c_i(\omega) - \int \delta_{ij} d_j(\omega) dN_{ij} \right] &= 0 \quad \forall (i, \omega) \in I \times \Omega. \end{aligned}$$

Although the above conditions are also sufficient, it is convenient to state more general sufficient conditions, where \hat{p} is taken to be some abstract continuous linear functional. This allows to show that any equilibrium is a solution to

the Planner's Problem, even if the pricing functional cannot be represented by a continuous function. Then, using the necessary conditions derived in Proposition 18, one can show that the same equilibrium allocation can be supported by a pricing functional represented by a continuous function, establishing the claim in footnote 2.

Proposition 19 *An incentive-feasible allocation $(c, N) \in X$ solves the Planner's problem if there exist multipliers $\hat{q} \in \mathbb{R}_+^{|\Omega|}$, $\hat{\mu} \in \mathbb{R}_+^{|\Omega| \times |I|}$, and a continuous linear functional \hat{p} satisfying the following two sets of conditions.*

- *First-order conditions:*

$$\begin{aligned} \alpha_i \pi(\omega) u'_i [c_i(\omega)] + \hat{\mu}_i(\omega) &= \hat{q}(\omega), \quad \forall (i, \omega) \in I \times \Omega \\ \hat{p} \cdot M - \int \hat{v}_{ij} dM_{ij} &\geq 0 \quad \forall M_i \in \mathcal{M}_+ \text{ and } i \in I, \text{ with " = " if } M = N_i, \end{aligned}$$

where $\hat{v}_{ij} \equiv \sum_{\omega \in \Omega} q(\omega) d_j(\omega) - \sum_{\omega \in \Omega} \mu_i(\omega) \delta_{ij} d_j(\omega)$.

- *Complementary slackness conditions:*

$$\begin{aligned} \hat{q}(\omega) \left[\sum_{i \in I} \int d_j(\omega) dN_{ij} - \sum_{i \in I} c_i(\omega) \right] &= 0 \quad \forall \omega \in \Omega \\ \hat{\mu}_i(\omega) \left[c_i(\omega) - \int \delta_{ij} d_j(\omega) dN_{ij} \right] &= 0 \quad \forall (i, \omega) \in I \times \Omega. \end{aligned}$$

A.2.2 Optimality conditions for the Agent's Problem

Notice that the range of the constraint set in the agent's problem is finitely dimensional. In this case, the "interior point condition" for the positive cone associated with the constraint set is immediately satisfied and so one can apply the general Lagrange multiplier theorems shown in Section 8.3 and 8.3 of Luenberger (1969).

Proposition 20 *A $(c_i, N_i) \in X_i$ solve the agent's problem if and only if it satisfies the intertemporal budget constraint, (7), the incentive compatibility constraint (6), and there exists multipliers $\lambda_i \in \mathbb{R}_+$, $\mu_i \in \mathbb{R}_+^{|\Omega|}$ satisfying the following two sets of conditions:*

- *First-order conditions:*

$$\begin{aligned} \pi(\omega) u'_i [c_i(\omega)] + \mu_i(\omega) &= \lambda_i q(\omega) \\ \int (p_j - v_{ij}) dM_{ij} &\geq 0 \quad \forall M_i \in \mathcal{M}_+, \text{ with " = " if } M_i = N_i, \end{aligned}$$

where $v_{ij} \equiv \sum_{\omega \in \Omega} q(\omega) d_j(\omega) - \sum_{\omega \in \Omega} \frac{\mu_i(\omega)}{\lambda_i} \delta_{ij} d_j(\omega)$.

- *Complementary slackness conditions:*

$$\begin{aligned} \lambda_i \left[\bar{n}_i \int p_j d\bar{N}_j + \sum_{\omega \in \Omega} q(\omega) \int d_j(\omega) dN_{ij} - \int p_j dN_{ij} - \sum_{\omega \in \Omega} q(\omega) c_i(\omega) \right] &= 0 \\ \mu_i(\omega) \left[c_i(\omega) - \int \delta_{ij} d_j(\omega) dN_{ij} \right] &= 0 \quad \forall \omega \in \Omega. \end{aligned}$$

There is one difference between this Proposition and the Theorems shown in Section 8.3 and 8.4 of [Luenberger \(1969\)](#): we are asserting that there exists multipliers such that the first-order condition with respect to $c_i(\omega)$ holds with equality. This follows from the following observation: if $c_i(\omega) = 0$, then the incentive compatibility constraint is binding, in particular $\int \delta_{ij} d_j(\omega) dN_{ij} = 0$. Therefore, if we raise $\mu_i(\omega)$ so that the first-order condition holds with equality, we leave the product $\mu_i(\omega) \int \delta_{ij} d_j(\omega) dN_{ij} = 0$ unchanged, which implies that $p \cdot N_i - \int v_{ij} dN_{ij} = 0$ continues to hold. Finally, since raising $\mu_i(\omega)$ decreases v_{ij} , $p \cdot M_i - \int v_{ij} dM_{ij}$ remains positive. Taken together, this means that we can always pick multipliers so that the first-order condition with respect to $c_i(\omega)$ holds with equality.

Finally, the following result provide a simple relationship between the value of the agent's endowment, and the marginal value of his consumption plan. This formula will be useful shortly to formulate the equilibrium fixed-point equation.

Lemma 21 *If $(c_i, N_i) \in X_i$ solves the agent's problem, then*

$$\sum_{\omega \in \Omega} \pi(\omega) u' [c_i(\omega)] c_i(\omega) = \lambda_i \bar{n}_i \int p_j d\bar{N}_j.$$

A.2.3 Existence of a Planner's Solution with Zero Wealth Transfer

By comparing the first-order conditions of the Planner and of the agent, we obtain:

Proposition 22 *An allocation $(c, N) \in X$ is an equilibrium allocation if and only if there exists $\alpha \in \mathcal{A}$ such that:*

- (c, N) solves the Planner's problem given α ;
- For all $i \in I$, $\alpha_i \sum_{\omega \in \Omega} \pi(\omega) u'_i [c_i(\omega)] c_i(\omega) = \bar{n}_i \sum_{k \in I} \sum_{\omega \in \Omega} \pi(\omega) u'_k [c_k(\omega)] c_k(\omega)$.

In particular, given a solution of the Planner's problem satisfying the above two conditions, an equilibrium price system is given by the multipliers (\hat{q}, \hat{p}) of Proposition 18.

Intuitively, comparing the first-order conditions of the Planner and of the agent reveals that the weight α_i must be proportional to $1/\lambda_i$, the inverse of the Lagrange multiplier on the agent's budget constraint. It then follows from

Lemma 21 that, for all agents $i \in I$:

$$\alpha_i \sum_{\omega \in \Omega} \pi(\omega) u'_i [c_i(\omega)] = \bar{n}_i \times \left[\sum_{k \in I} \frac{1}{\lambda_k} \right]^{-1} \times \int p_j d\bar{N}_j.$$

The second condition then follows because $\sum_{i \in I} \bar{n}_i = 1$. The final result about the price system follows from direct comparison of the first-order conditions of the agent and the planner.

We are now ready to establish the existence of an equilibrium. Let $\Delta^*(\alpha)$ denote the set of transfers:

$$\Delta^*(\alpha) \equiv \alpha_i \sum_{\omega \in \Omega} \pi(\omega) u'_i [c_i(\omega)] c_i(\omega) - \bar{n}_i \sum_{k \in I} \alpha_k \sum_{\omega \in \Omega} \pi(\omega) u'_k [c_k(\omega)] c_k(\omega), \quad (26)$$

generated by all $(c, N) \in \Gamma^*(\alpha)$, with the convention that $\alpha_i u'_i(c) c = 0$ if $\alpha_i = c = 0$. Using the Kakutani's fixed-point Theorem, as in Negishi (1960) and Magill (1981), we can show:

Proposition 23 *There exists some $\alpha \in \mathcal{A}$, such that $0 \in \Delta^*(\alpha)$.*

Based on some $\alpha \in \mathcal{A}$, using Proposition 22, we can construct an equilibrium allocation and price system.

A.3 Proof of Proposition 4

Step 1: The equation $0 \in \Delta^*(\alpha)$ has a unique solution. Since the utility function of agent $i = 2$ is strictly concave, its allocation is uniquely determined in the Planner's problem. But since $c_1(\omega) + c_2(\omega) = \int d_j(\omega) d\bar{N}_j$, the consumption allocation of agent 1 is also uniquely determined. Hence $\Delta^*(\alpha)$, defined in equation (26), is a function and not a correspondence. Moreover since $\Delta_1^*(\alpha) + \Delta_2^*(\alpha) = 0$ by construction and $\alpha_1 + \alpha_2 = 1$ by assumption, it is enough to look for a solution of $\Delta_1^*(\alpha_1, 1 - \alpha_1) = 0$. That is, solving for equilibrium boils down to a one-equation in one-unknown problem. To formulate this problem in simple terms, let

$$\text{MU}_i(c_i) \equiv \sum_{\omega} \pi(\omega) u'_i [c_i(\omega)] c_i(\omega).$$

Notice, that with CRRA utility, $\text{MU}_i(c_i) = (1 - \gamma_i) U_i(c_i)$ for $\gamma_i \neq 1$, and $\text{MU}_i(c_i) = 1$ for $\gamma_i = 1$. With this notation, the one-equation-in-one-unknown problem for equilibrium is:

$$\bar{n}_2 \alpha_1 \text{MU}_1(c_1) - \bar{n}_1 \alpha_2 \text{MU}_2(c_2) = 0, \quad (27)$$

where (c_1, c_2) is the consumption allocation chosen by the planner given weight $\alpha \in \mathcal{A}$. We already know from Proposition 23 that this equation has a solution. Our proof of uniqueness is based on the following observation.

Lemma 24 *For any α' and α such that $\alpha'_1 > \alpha_1$,*

$$\begin{aligned} U_1(c'_1) &\geq U_1(c_1) \text{ and } U_2(c'_2) \leq U_2(c_2) \\ MU_1(c'_1) &\geq MU_1(c_1) \text{ and } MU_2(c'_2) \leq MU_2(c_2) \end{aligned}$$

for all $c \in \Gamma^*(\alpha)$ and $c' \in \Gamma^*(\alpha')$.

The proof can be found in the Supplementary Appendix. The inequalities on the first line are intuitive: when the weight on agent 1 increases, then his or her utility increases and that of agent 2 decreases. The inequalities on the second line follows directly because of CRRA utility with coefficient $\gamma_i \in [0, 1]$, which imply that $\mu_i(c) = (1 - \gamma_i)U_i(c)$. With this in mind we go back to the equilibrium equation (27). Let α denote some solution, and consider any $\alpha' \neq \alpha$, for example such that $\alpha'_1 > \alpha_1$. Let c and c' denote the consumption allocations associated with α and α' . Then,

$$\begin{aligned} &\bar{n}_2\alpha'_1 MU_1(c'_1) - \bar{n}_1\alpha'_2 MU_2(c'_2) \\ = &\bar{n}_2\alpha'_1 MU_1(c'_1) - \bar{n}_1\alpha'_2 MU_2(c'_2) - \bar{n}_2\alpha_1 MU_1(c_1) + \bar{n}_1\alpha_2 MU_2(c_2) \\ = &\bar{n}_2\alpha'_1 [MU_1(c'_1) - MU_1(c_1)] - \bar{n}_1\alpha'_2 [MU_2(c'_2) - MU_2(c_2)] + (\alpha'_1 - \alpha_1) [\bar{n}_2 MU_1(c_1) + \bar{n}_1 MU_2(c_2)] > 0. \end{aligned}$$

In the above, the second line follows from subtracting $\bar{n}_2\alpha_1 MU_1(c_1) - \bar{n}_1\alpha_2 MU_2(c_2) = 0$ since α was assumed to solve (27). The third line follows from re-arranging terms and keeping in mind that $\alpha'_1 - \alpha_1 = \alpha_2 - \alpha'_2$. The inequality follows from Lemma 24, and from the fact that marginal utilities are strictly positive. Vice versa, if we consider some $\alpha' \neq \alpha$ such that $\alpha'_1 < \alpha_1$, we obtain that the equilibrium equation (27) is strictly negative. Therefore, equation weight, α , has a unique solution.

Step 2: the various uniqueness claims. Consider any equilibrium allocation, (c, N) , and price system, (p, q) . From Proposition 22, we know that (c, N) solves the Planner's given the unique set of weights such that $\Delta^*(\alpha) = 0$. But, as argued above, the consumption allocation is uniquely determined in the Planner's problem. Hence, it follows that the equilibrium allocation is uniquely determined in an equilibrium as well. Next, by direct comparison of first-order conditions, one sees that (c, N) solve the first-order conditions of the Planner's problem with weights $\alpha_i = \beta/\lambda_i$, multipliers $\hat{q}(\omega) = \beta q(\omega)$, $\hat{\mu}_i(\omega) = \alpha_i \mu_i(\omega)$, $\hat{v}_{ij} = \beta v_{ij}$ and $\hat{p}_j = \beta p_j$, where λ_i is the Lagrange multiplier on agent's i

budget constraint, and $\beta \equiv [\sum_{k \in I} 1/\lambda_k]^{-1}$. But from the first-order conditions of the Planner's problem, and given that c is uniquely determined, it follows that $\hat{q}(\omega)$, $\hat{\mu}(\omega)$ and $\hat{v}(\omega)$ are uniquely determined as well. Clearly, this implies that the price of Arrow securities, q , and the private asset valuations, v , are uniquely determined up to the multiplicative constant $1/\beta$. Now turning to the price of assets, we note that the first-order condition of the agent's problem imply that $p_j = v_{ij}$ for almost all assets held by i . Since the private valuations are uniquely determined up to the multiplicative constant $1/\beta$, the same property must hold for the price assets \bar{N} -almost everywhere.

QED

A.4 Proof of Lemma 5

The first bullet point follows because of non-satiation: if an asset price were equal to zero, its demand would be infinite for all agents, and the market would not clear.

For the second bullet point, suppose, towards a contradiction, that there is a Borel set $J \in [0, 1]$, $\bar{N}(J) > 0$, such that $p_j > \sum_{\omega \in \Omega} q(\omega) d_j(\omega)$ for all $j \in J$. Since $\bar{N}(J) = \sum_{i \in I} N_i(J)$, there exists some i such that $N_i(J) > 0$. Then this agent could increase its utility strictly as follows. He would scale down his or her holdings of asset $j \in J$ by $1 - \varepsilon$, i.e. choose:

$$\hat{N}_{ij} = \int_0^j (1 - \mathbb{I}_{\{k \in J\}}) dN_{ik},$$

and replace these by an equal amount of financial asset of size ε with identical cash flow, namely $d_j(\omega)$ for each $\omega \in \Omega$. This would create strictly positive profit and so would allow to increase consumption in all states. This is clearly budget feasible. This also respects the divertibility constraint, since consumption increases and asset holdings decrease. The utility of the agent increases strictly, which contradicts optimality.

QED

A.5 Proof of Lemma 6

The conditions are clearly necessary. Indeed, (10) follows from feasibility, while (11) follows from incentive compatibility. To see that these conditions are also sufficient, we show that the allocation made up of c^0 and N^δ solving (10)-(11), is a $\delta = 0$ -equilibrium together with price system (p^0, q^0) . Since the feasibility conditions (10) and (11) are verified by construction, we only need to verify optimality. We recall first that, in a $\delta = 0$ -equilibrium, no-arbitrage implies that:

$$p_j^0 = \sum_{\omega \in \Omega} q^0(\omega) d_j(\omega).$$

It follows from this no-arbitrage condition that the holding of trees cancel out from both sides of agent i 's inter-temporal budget constraint, (7). Hence, for each $i \in I$, (c_i^0, N_i^δ) jointly satisfy the budget constraint (7) given price (p^0, q^0) . They also satisfy the incentive compatibility constraint (6) by (11). Since this consumption and tree holdings are optimal for the agent in the absence of the divertibility constraint, they must be optimal with it.

QED

A.6 Proof of Proposition 7

Consider the first bullet point. It follows directly from Lemma 6. Indeed, the second condition (11) of Lemma 6 holds by construction since $\delta_{ij} \in [0, 1)$.

Next, consider the second bullet point. It is well known that, in this case, in a $\delta = 0$ -equilibrium, agents have constant consumption share. That is, there exists some $\{\alpha_i\}_{i \in I}$ such that $\sum_{i \in I} \alpha_i = 1$ and $c_i(\omega) = \alpha_i \sum_{j \in J} d_j(\omega)$ for all $i \in I$. One then immediately sees that $n_{ij}^\delta = \alpha_i$ satisfies the two conditions of Lemma 6 for any $\delta > 0$.

QED

A.7 Proof of Proposition 8

As before we state proofs for our results when δ_{ij} is assumed to depend both on the type of agent holding the asset and on the type of the asset. In this case, the Proposition holds under the additional restriction that:

$$\frac{\delta_{1j} d_j(\omega_1)}{\delta_{2j} d_j(\omega_2)}, \quad (28)$$

is strictly increasing. Notice that this restriction is automatically satisfied whenever $\delta_{1j} = \delta_{2j}$ for all j . The generalization of (20)-(21) is

$$c_1(\omega_1) \geq \int_{j \in [0, k)} \delta_{1j} d_j(\omega_1) d\bar{N}_j + \delta_{1k} d_k(\omega_1) \Delta N_1 \quad (29)$$

$$c_2(\omega_2) \geq \int_{j \in (k, 1]} \delta_{2j} d_j(\omega_2) d\bar{N}_j + \delta_{2k} d_k(\omega_2) \Delta N_2 \quad (30)$$

The “if” part of the Proposition. Pick the smallest possible k and the largest possible ΔN_2 such that the inequalities (29)-(30). Consider the corresponding asset allocation $N_1 = \Delta N_1 \mathbb{I}_{\{j = k\}} + \bar{N} \mathbb{I}_{\{j \in [0, k)\}}$ and $N_2 = \Delta N_2 \mathbb{I}_{\{j = k\}} + \bar{N} \mathbb{I}_{\{j \in (k, 1]\}}$. By construction, the incentive constraint of agent $i = 1$ holds in state ω_1 , and the incentive constraint of agent $i = 2$ holds in state ω_2 . If N allocates all assets to agent $i = 2$, that is if $k = 0$ and $\Delta N_2 = \bar{N}_0$, the incentive

constraint of agent $i = 1$ obviously hold in state ω_2 . Otherwise, if some assets are allocated to agent $i = 1$, then the incentive constraint of agent $i = 2$ binds in state ω_1 . Given $\delta_{ij} < 1$, this implies that the incentive constraint of agent $i = 1$ holds in state ω_2 .

The only incentive constraint to check is that of agent $i = 2$ in state ω_1 . If it holds, we are done. Otherwise,

$$c_2(\omega_1) < \int_{(k,1]} \delta_{2j} d_j(\omega_1) d\bar{N}_j + \delta_{2k} d_{2k} \Delta N_2,$$

and we construct another allocation of tree holdings that is incentive compatible. Indeed, consider the proportional asset allocation that delivers agents $i = 1$ and $i = 2$ their consumption in state ω_2 : $\tilde{N}_1 = \frac{c_1(\omega_2)}{y(\omega_2)} \bar{N}$ and $\tilde{N}_2 = \frac{c_2(\omega_2)}{y(\omega_2)} \bar{N}$. By construction, with such proportional allocation, the incentive constraint of both agents hold in state ω_2 . Since the consumption share of agent $i = 2$ is strictly larger in state ω_1 than in state ω_2 , it follows that agent $i = 2$ incentive compatibility constraint is slack in state ω_1 :

$$c_2(\omega_1) > \frac{y(\omega_1)}{y(\omega_2)} c_2(\omega_2) = \frac{c_2(\omega_2)}{y(\omega_2)} \int d_j(\omega_1) d\bar{N}_j = \int d_j(\omega_1) d\tilde{N}_{2j} > \int \delta_{2j} d_j(\omega_1) d\tilde{N}_{2j},$$

where the first inequality states that the consumption share is larger in state ω_1 than in state ω_2 , the first equality follows from rearranging and from the definition of $y(\omega_1)$, the second equality follows from the definition of N_2 , and the last inequality follows because $\delta_{2j} < 1$.

Taking stock, for the original allocation N , the incentive compatibility constraints hold in state ω_2 for both $i = 1$ and $i = 2$, and it does not hold for in state ω_1 for agent $i = 2$. For the proportional allocation \tilde{N} , the incentive compatibility constraints hold in state ω_2 for both $i = 1$ and $i = 2$, and it is holds with strict inequality in state ω_1 for agent $i = 2$. Therefore, there is a convex combination of N and \tilde{N} such that the incentive compatibility constraint is binding in state ω_1 for agent $i = 2$. This implies that the incentive compatibility constraint holds in state ω_1 for agent $i = 1$. Clearly, the incentive compatibility constraint also hold in state ω_2 for both agents since they hold separately for N and \tilde{N} .

The “only if” part of the Proposition. As before, pick the smallest possible k and the largest possible ΔN_2 such that (30) holds. If $k = 0$ and $\Delta N_2 = \bar{N}_0$, then (29) evidently holds. Otherwise, (30) holds with equality and we

need to establish that that (29) holds as well. To that end, consider any N such that (c, N) is incentive feasible. Then:

$$\begin{aligned}
& \int_{[0,k)} \delta_{1j} d_j(\omega_1) d\bar{N}_j + \delta_{1k} d_k(\omega_1) \Delta N_1 \\
= & \int_{[0,k)} \delta_{1j} d_j(\omega_1) (dN_{1j} + dN_{2k}) + \delta_{1k} d_k(\omega_1) \Delta N_1 \\
= & \int_{[0,1]} \delta_{1j} d_j(\omega_1) dN_{1j} - \int_{[k,1]} \delta_{1j} d_j(\omega_1) dN_{1j} + \delta_{1k} d_k(\omega_1) \Delta N_1 + \int_{[0,k)} \delta_{1j} d_j(\omega_1) dN_{2j} \\
\leq & c_1(\omega_1) - \int_{[k,1]} \delta_{2j} d_j(\omega_2) \frac{\delta_{1k} d_k(\omega_1)}{\delta_{2k} d_k(\omega_2)} dN_{1j} + \delta_{1k} d_k(\omega_1) \Delta N_1 + \int_{[0,k)} \delta_{2j} d_j(\omega_2) \frac{\delta_{1k} d_k(\omega_1)}{\delta_{2k} d_k(\omega_2)} dN_{2j} \\
= & c_1(\omega_1) + \frac{\delta_{1k} d_k(\omega_1)}{\delta_{2k} d_k(\omega_2)} \left[\int_{[0,1]} \delta_{2j} d_j(\omega_2) dN_{2j} + \delta_{2k} d_k(\omega_2) \Delta N_1 - \delta_{2k} d_k(\omega_2) (N_{2k} - N_{2k-}) - \int_{(k,1]} \delta_{2j} d_j(\omega_2) d\bar{N}_j \right] \\
= & c_1(\omega_1) + \frac{\delta_{1k} d_k(\omega_1)}{\delta_{2k} d_k(\omega_2)} \left[\underbrace{\int_{[0,1]} \delta_{2j} d_j(\omega_2) dN_{2j}}_{\leq c_2(\omega_2)} - \underbrace{\left(\delta_{2k} d_k(\omega_2) \Delta N_1 + \int_{(k,1]} \delta_{2j} d_j(\omega_2) d\bar{N}_j \right)}_{=c_2(\omega_2)} \right] \leq c_1(\omega_1),
\end{aligned}$$

where: the second line follows by feasibility; $\bar{N} = N_1 + N_2$, the third line follows by rearranging and using the assumption that (c, N) is incentive feasible; the fourth line follows by using the condition that (28) is strictly increasing; the fifth line by rearranging and using feasibility again; and the sixth line by our assumption that (c, N) is incentive feasible and by our observation that (21) must hold with equality by our choice of k and ΔN_2 .

QED

A.8 Proof of Proposition 9

As for Proposition 8, we offer a proof in the general case when δ_{ij} is assumed to depend both on the identity of the asset holders and on the type of the asset, maintaining the restriction that

$$\frac{\delta_{1j} d_j(\omega_1)}{\delta_{2j} d_j(\omega_2)}, \tag{31}$$

is strictly increasing.

The “if” part follows because, with the proposed asset allocation, the incentive constraint of agent $i = 1$ binds in state ω_1 , and that of agent $i = 2$ binds in state ω_2 . It then follows that the two other incentive constraints are slack.

For the “only if” part, consider any asset allocation such that (c, N) is incentive feasible. Then the incentive constraint of agent $i = 1$ in state ω_1 writes:

$$c_1(\omega_1) = \int_{[0,k)} \delta_{1j} d_j(\omega_1) d\bar{N}_j + \delta_{1k} d_k(\omega_1) \Delta N_1 \geq \int \delta_{1j} d_j(\omega_1) dN_{1j}$$

Using that $d\bar{N}_j = dN_{1j} + dN_{2j}$ we then obtain that:

$$\int_{[0,k)} \delta_{1j} d_j(\omega_1) dN_{2j} + \delta_{1k} d_k(\omega_1) \Delta N_1 \geq \int_{(k,1]} \delta_{1j} d_j(\omega_1) dN_{1j} + \delta_{1k} d_k(\omega_1) (N_{1k} - N_{1k-}) \quad (32)$$

Proceeding analogously with the incentive constraint of agent $i = 2$ in state ω_2 , we obtain:

$$\int_{(k,1]} \delta_{2j} d_j(\omega_2) dN_{1j} + \delta_{2k} d_k(\omega_2) \Delta N_2 \geq \int_{[0,k)} \delta_{2j} d_j(\omega_2) dN_{2j} + \delta_{2k} d_k(\omega_2) (N_{2k} - N_{2k-}) \quad (33)$$

Now multiply equation (32) by $\delta_{2k} d_k(\omega_2)$, and equation (33) by $\delta_{1k} d_k(\omega_1)$ and add the two inequalities. The $j = k$ terms drop because, by feasibility, $\Delta N_1 + \Delta N_2 = (N_{1k} - N_{1k-}) + (N_{2k} - N_{2k-})$. We thus obtain:

$$\int_{[0,k)} \delta_{1j} d_j(\omega_1) \delta_{2k} d_k(\omega_2) dN_{2j} + \int_{(k,1]} \delta_{2j} d_j(\omega_2) \delta_{1k} d_k(\omega_1) dN_{1j} \geq \int_{(k,1]} \delta_{1j} d_j(\omega_1) \delta_{2k} d_k(\omega_2) dN_{1j} + \int_{[0,k)} \delta_{2j} d_j(\omega_2) \delta_{1k} d_k(\omega_1) dN_{2j}.$$

After rearranging:

$$\int_{[0,k)} [\delta_{1j} d_j(\omega_1) \delta_{2k} d_k(\omega_2) - \delta_{2j} d_j(\omega_2) \delta_{1k} d_k(\omega_1)] dN_{2j} \geq \int_{(k,1]} [\delta_{1j} d_j(\omega_1) \delta_{2k} d_k(\omega_2) dN_{1j} - \delta_{2j} d_j(\omega_2) \delta_{1k} d_k(\omega_1)] dN_{1j}$$

But, by (31), the integrand on the left-hand side is strictly negative over $[0, k)$, while the integrand on the right-hand side is strictly positive over $(k, 1]$. Therefore, both integrals are zero, agent $i = 2$ holds no assets in $[0, k)$ and all assets in $(k, 1]$, while agent $i = 1$ holds all assets in $[0, k)$ and no asset in $(k, 1]$. Plugging this back into the incentive compatibility constraint, we can determined the each agent's holdings of asset k . Indeed, we obtain:

$$\delta_{1k} d_k(\omega_1) \Delta N_1 \geq \delta_{1k} d_k(\omega_1) (N_{1k} - N_{1k-}) \quad \text{and} \quad \delta_{2k} d_k(\omega_2) \Delta N_2 \geq \delta_{2k} d_k(\omega_2) (N_{2k} - N_{2k-}).$$

Since $\Delta N_1 + \Delta N_2 = (N_{1k} - N_{1k-}) + (N_{2k} - N_{2k-}) = \bar{N}_k - \bar{N}_{k-}$, it follows that $\Delta N_1 = N_{1k} - N_{1k-}$ and $\Delta N_2 = N_{2k} - N_{2k-}$.

QED

A.9 Proof of Lemma 10

Consider first the first-best allocation, c^* . The first-order condition of the Planner's problem implies

$$\alpha_1 [c_1^*(\omega)]^{-\gamma_1} - \alpha_2 [y(\omega) - c_1^*(\omega)]^{-\gamma_2} = 0,$$

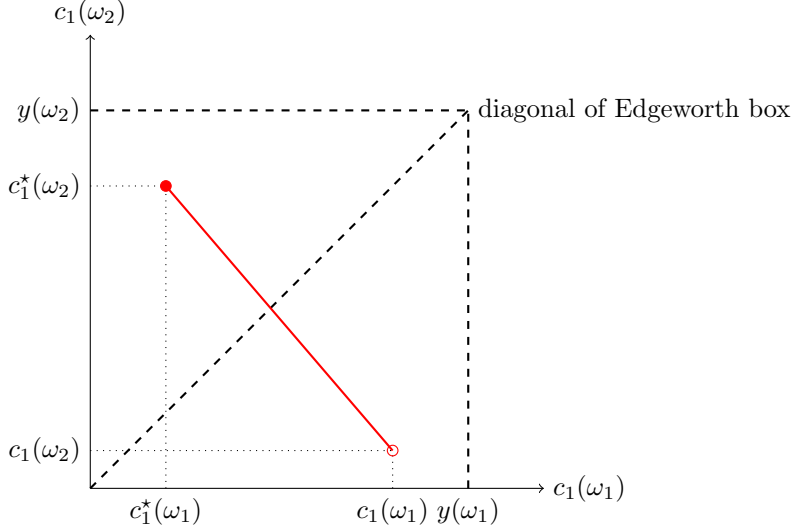


Figure 5: The Edgeworth box for the consumption of agent 1 in state ω_1 (x-axis) and in state ω_2 (y-axis).

for all $\omega \in \Omega$. In terms of consumption share, $c(\omega)/y(\omega)$, this equation becomes:

$$\alpha_1 \left[\frac{c_1^*(\omega)}{y(\omega)} \right]^{-\gamma_1} y(\omega)^{\gamma_2 - \gamma_1} - \alpha_2 \left[1 - \frac{c_1^*(\omega)}{y(\omega)} \right]^{-\gamma_2} = 0. \quad (34)$$

Since $\gamma_2 > \gamma_1$, this equation is strictly decreasing in the consumption share and strictly increasing in $y(\omega)$. Hence it follows that the consumption share is strictly increasing in $y(\omega)$, i.e., $c_1^*(\omega_1)/y(\omega_1) < c_1^*(\omega_2)/y(\omega_2)$. The inequality for $i = 2$ follows directly because consumption shares add up to one.

Now consider the equilibrium allocation, c . Assume, toward a contradiction, that $c_1(\omega_1)/y(\omega_1) \geq c_1(\omega_2)/y(\omega_2)$, i.e., the consumption shares of agent $i = 1$ lie below the diagonal of the Edgeworth box, as shown in Figure 5. Notice that since the first-best allocation, c^* , satisfies the reverse inequality, it must lie strictly above the diagonal. This implies that $c^* \neq c$. By strict concavity, social welfare evaluated at c is strictly smaller than social welfare evaluated at c^* , and strictly smaller than social welfare at any point on the segment (c, c^*) linking c to c^* , shown in red on the figure. Clearly, the segment $[c, c^*)$ crosses the diagonal at some point c^\dagger , which may be c . Since c^\dagger keeps the agent's consumption share constant across states, it can be made incentive feasible by giving agents the corresponding “proportional” asset allocation, i.e., a share in the market portfolio equal to their respective consumption share, $N_i^\dagger = c_i^\dagger(\omega_i)/y(\omega_i) \bar{N}$. But since $\delta < 1$, it follows that all incentive constraints are slack for (c^\dagger, N^\dagger) . Therefore, points on the segment (c, c^*) near c^\dagger are incentive feasible as well. But they improve social welfare strictly relative to c , which is a contradiction.

QED

A.10 Proof of Corollary 12

With two agents, the zero-transfer equation (26) writes:

$$\bar{n}_2 \alpha_1 \mathbb{E} \{ u'_1 [c_1(\omega)] c_1(\omega) \} = \bar{n}_1 \alpha_2 \mathbb{E} \{ u'_2 [c_2(\omega)] c_2(\omega) \}$$

With CRRA utility, this can be simplified further:

$$\bar{n}_2 \alpha_1 \mathbb{E} [c_1(\omega)^{1-\gamma_1}] = \bar{n}_1 \alpha_2 \mathbb{E} [c_2(\omega)^{1-\gamma_2}],$$

so that:

$$\frac{\bar{n}_1}{\bar{n}_2} = \frac{\alpha_1 \mathbb{E} [c_1(\omega)^{1-\gamma_1}]}{\alpha_2 \mathbb{E} [c_2(\omega)^{1-\gamma_2}]}.$$

Now notice that, as α_1/α_2 increases, the solution of the Planner's problem moves to the northeast of the incentive-constrained Pareto set (see Lemma 24 in the Proof of Proposition 4). Clearly, this implies a strictly increasing relationship between \bar{n}_1/\bar{n}_2 and α_1/α_2 .

QED

A.11 Proof of Lemma 13

To draw the incentive feasible set, we first show that, in the set $[0, 1]$ of security types, debt has a higher index than equity. To see this, recall our convention that each share of an outstanding security has expected payoff of 1. Therefore, if the aggregate payoff of some security is $V(\omega)$, then the per-share payoff of the security is $V(\omega)/\mathbb{E}[V(\omega)]$, and the index of the security is $j = \pi(\omega_1)V(\omega_1)/\mathbb{E}[V(\omega)]$. Now if $D/A \leq d(\omega_1)$ and debt is riskless, then $V_D(\omega_1) = \mathbb{E}[V_D(\omega)]$ while $V_E(\omega_1) < \mathbb{E}[V_E(\omega)]$, hence the index of debt is larger than that of equity: $j_D > j_E$. If $d(\omega_1) < D/A < d(\omega_2)$ so that debt is risky, then $V_D(\omega_1) > 0$ while $V_E(\omega_1) = 0$ and the index of debt is also large than that of equity.

The upper boundary of the normalized incentive feasible set is obtained by progressively allocating equity and then debt to the risk tolerant agent, $i = 1$. Hence, we can parameterize the upper boundary of the incentive-feasible set by an index $x \in [0, 1]$ such that agent $i = 1$ receives a share $\min\{2x, 1\}$ of aggregate equity, and a share $\max\{2x - 1, 0\}$ of aggregate debt. Symmetrically, agent $i = 2$ receives a share $\max\{1 - 2x, 0\}$ of aggregate equity and a share $\min\{2(1 - x), 1\}$ of aggregate debt. When $x \in [0, 1/2]$, then agent $i = 1$ is allocated an increasing share of equity, and no debt. When $x \in (1/2, 1]$, then agent $i = 1$ already owns all equity, and he is allocated an increasing share of debt. Hence, the upper

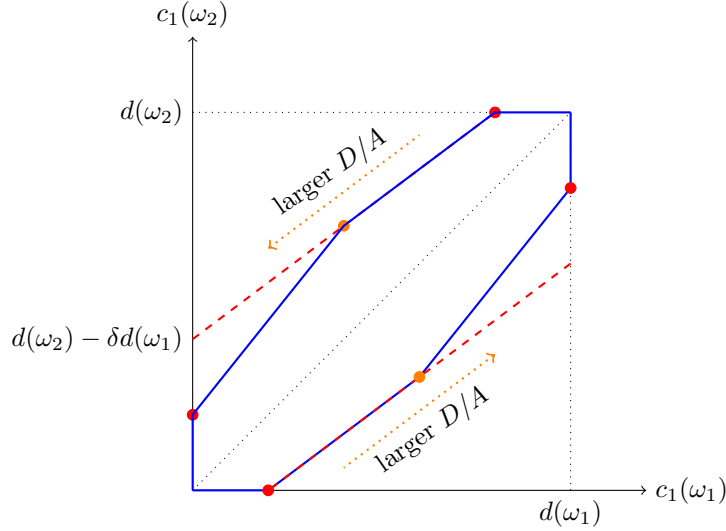


Figure 6: The normalized incentive feasible set when debt is safe.

boundary of the normalized incentive feasible set is:

$$c_1(\omega_1) = \delta [\min\{2x, 1\} \max\{d(\omega_1) - D/A, 0\} + \max\{2x - 1, 0\} \min\{d(\omega_1), D/A\}]$$

$$c_1(\omega_2) = d(\omega_2) - c_2(\omega_2) = d(\omega_2) - \delta [\max\{1 - 2x, 0\} \max\{d(\omega_2) - D/A, 0\} + \min\{2(1 - x), 1\} \min\{d(\omega_2), D/A\}].$$

Clearly, the upper boundary is piecewise linear, with two pieces: one obtained by varying $x \in [0, 1/2]$ and one by varying $x \in [1/2, 1]$. Graphically, it is obtained by drawing two segments. One linking the point $x = 0$ to the point $x = 1/2$, and another linking the point $x = 1/2$ to the point $x = 1$. Notice as well that the $x = 0$ and the $x = 1$ point are independent of D/A . Namely, when $x = 0$, then $c_1(\omega_1) = 0$ and $c_1(\omega_2) = (1 - \delta)d(\omega_2)$. When $x = 1$, then $c_1(\omega_1) = \delta d(\omega_1)$ and $c_1(\omega_2) = d(\omega_2)$. The point $x = 1/2$, on the other hand, depends on D/A . Therefore, D/A changes the incentive feasible set by moving the $x = 1/2$ point.

Riskless corporate debt. First consider $D/A \in [0, d(\omega_1)]$, i.e., corporate debt is riskless. As argued above, the points $x = 0$ and $x = 1$ do not depend on the ratio D/A and are the red circles on the x - and y -axes of Figure 6. The $x = 1/2$ point is the orange circle inside the Edgeworth box. It is equal to $c_1(\omega_1) = \delta [d(\omega_1) - D/A]$ and $c_1(\omega_2) = d(\omega_2) - \delta D/A$. Thus, as D/A varies in the interval $[0, d(\omega_1)]$, the $x = 1/2$ traces a straight line, shown in the figure as a red dashed line. The upper boundary of the incentive feasible set is, then, the plain blue line obtained by joining the $x = 0$, $x = 1/2$ and $x = 1$ point. As D/A increases from 0 to $d(\omega_1)$, the $x = 1/2$ moves southwest along red dashed line, towards the southeast of the Edgeworth box. Hence, the upper boundary of the incentive feasible set shifts

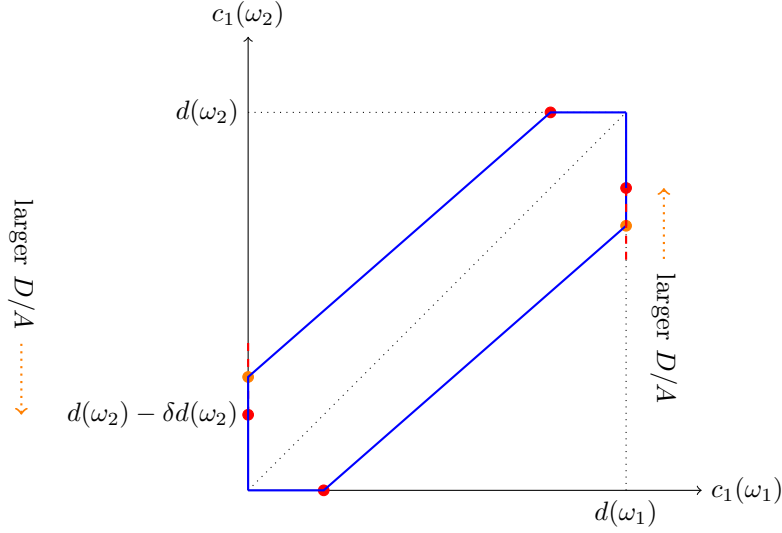


Figure 7: The normalized incentive feasible set when debt is risky.

outwards to the northwest. The lower boundary moves symmetrically. Overall, one sees that the incentive feasible set expands.

Risky corporate debt. Second consider $D/A \in (d(\omega_1), d(\omega_2))$, i.e., corporate debt is risky. The $x = 0$ and the $x = 1$ points are the same as before. The $x = 1/2$ point is now $c_1(\omega_1) = 0$ and $c_1(\omega_2) = d(\omega_2) - \delta D/A$. Thus, as D/A varies in the interval $(d(\omega_1), d(\omega_2))$, the $x = 1/2$ point traces a vertical line, shown the figure as a red dashed line. As before, the upper boundary of the incentive feasible set is, then, the plain blue line obtained by joining the $x = 0$, $x = 1/2$ and $x = 1$ point. As D/A increases from $d(\omega_1)$ to $d(\omega_2)$, the $x = 1/2$ moves south along red dashed line. The lower boundary moves symmetrically. Overall, one sees that the incentive feasible set shrinks.

QED

A.12 Proof of Lemma 15

Notice that, since the function ϕ_ℓ is the same for both agents, we have that $\delta_{1j}d_j(\omega_1)/\delta_{2j}d_j(\omega_2) = d_j(\omega_1)/d_j(\omega_2)$ is strictly increasing, so all our results apply.

The equilibrium is uniquely pinned down by a two-equation-in-two-unknown problem, for the ratio of the two budget constraints multipliers, $r = \frac{\lambda_1}{\lambda_2}$ and the threshold k determining asset ownership. To obtain the first equation, first note that the continuity of $j \mapsto (\delta_{1j}d_j(\omega_1))/(\delta_{2j}d_j(\omega_2))$ implies that for the threshold asset, the first-order condition with

respect to asset holdings holds with an equality for both agents. Thus:

$$F(r, k) \equiv \mu_1(\omega_1)\delta_{1k}d_k(\omega_1) - r\mu_2(\omega_2)\delta_{2k}d_k(\omega_2) = 0. \quad (35)$$

where, from the first-order conditions we have that

$$\begin{aligned} \mu_1(\omega_1) &= r\pi(\omega_1)u'_2 \left[\int_0^1 (1 - \delta_{1j}\mathbb{I}_{\{j < k\}}) d_j(\omega_1) d\bar{N}_j \right] - \pi(\omega_1)u'_1 \left[\int_0^1 \delta_{1j}\mathbb{I}_{\{j < k\}} d_j(\omega_1) d\bar{N}_j \right] \\ \mu_2(\omega_2) &= \frac{1}{r}\pi(\omega_2)u'_1 \left[\int_0^1 (1 - \delta_{2j}\mathbb{I}_{\{j \geq k\}}) d_j(\omega_2) d\bar{N}_j \right] - \pi(\omega_2)u'_2 \left[\int_0^1 \delta_{2j}\mathbb{I}_{\{j \geq k\}} d_j(\omega_2) d\bar{N}_j \right]. \end{aligned}$$

Notice that the continuity of the distribution of asset supplies mean that the allocation of the supply of threshold assets between agents is irrelevant. The second equilibrium equation is (26) which here takes the form:

$$G(r, k) \equiv \mathbb{E}[u'_1(c_1(\omega))c_1(\omega)] - r\frac{\bar{n}_1}{\bar{n}_2}\mathbb{E}[u'_2(c_2(\omega))c_2(\omega)] = 0, \quad (36)$$

where $c_1(\omega_1) = \int_0^k \delta_{1j}d_j(\omega_1) d\bar{N}_j$, $c_2(\omega_1) = \int_0^1 d_j(\omega_1) d\bar{N}_j - c_1(\omega_1)$, $c_2(\omega_2) = \int_k^1 \delta_{2j}d_j(\omega_2) d\bar{N}_j$, and $c_1(\omega_2) = \int_0^1 d_j(\omega_2) d\bar{N}_j - c_2(\omega_2)$.

The function $F(r, k)/(\delta_{2k}d_k(\omega_2))$ is strictly increasing and continuous in both r and k . Moreover, one can explicitly solve for r as a function of k , $\rho(k)$. This function is strictly decreasing and, because of the Inada condition $u'_i(0) = +\infty$, goes to infinity as k goes to zero, $\lim_{k \rightarrow 0} \rho(k) = \infty$, and goes to zero as k goes to one, $\lim_{k \rightarrow 1} \rho(k) = 0$.

Since \bar{N}_j is strictly increasing, it follows that both $c_1(\omega_1)$ and $c_1(\omega_2)$ are strictly increasing in k while both $c_2(\omega_1)$ and $c_2(\omega_2)$ are strictly decreasing in k . Recall that the coefficient of relative risk aversion are both less than one, $0 \leq \gamma_1 < \gamma_2 \leq 1$. Therefore, the function $G(r, k)$ is strictly decreasing in r and strictly increasing in k . Plugging in the function $\rho(k)$ defined above, we obtain a strictly increasing function $k \mapsto G(\rho(k), k)$. Given our earlier observation that $\lim_{k \rightarrow 0} \rho(k) = \infty$ and $\lim_{k \rightarrow 1} \rho(k) = 0$, it follows that $k \mapsto G(\rho(k), k)$ is strictly negative when $k \simeq 0$, and strictly positive when $k \simeq 1$. Thus, the equilibrium threshold is the unique solution of $G(\rho(k), k) = 0$. Clearly $c_1(\omega_1)$ increases with ε , while $c_2(\omega_2)$ stays the same. This implies that $\rho(k)$ shifts down, and that $G(\rho(k), k)$ shifts down as well. Hence $k(\varepsilon') < k(\varepsilon)$ if $\varepsilon' > \varepsilon$.

$$\frac{dk}{d\varepsilon} < 0.$$

QED

B Supplementary appendix

B.1 Proof of Lemma 16

For this proof, in order to apply some of the results in Chapter 12 of [Stokey and Lucas \(1989\)](#), we extend measures $M \in \mathcal{M}_+$ to the entire real line, \mathbb{R} , by setting $M_j = 0$ for all $j < 0$, and $M_j = M_1$ for all $j \geq 1$. Now consider a sequence (c^k, N^k) of incentive feasible allocation. Given that c^k belongs to a finite dimensional space and is bounded, it has a converging subsequence. Given that $\sum_{i \in I} N_i^k = \bar{N}$, N_{ij} is bounded above by \bar{N}_j for all $(i, j) \in I \times \mathbb{R}$, an application of Helly's selection Theorem (Theorem 12.9 in [Stokey and Lucas \(1989\)](#) extended to finite measure instead of distribution) shows that for each $i \in I$, N_i^k has a subsequence such that N_i^ℓ converging weakly in \mathcal{M}_+ . Taken together, this means that there exists a subsequence (c^ℓ, N^ℓ) of (c^k, N^k) and some $(c, N) \in X$ such that $c^\ell \rightarrow c$ and $N_i^\ell \Rightarrow N_i$ for each $i \in I$.

What is left to show is that (c, N) is incentive feasible. Given that $j \mapsto d_j(\omega)$ and $j \mapsto \delta_{ij}$ are continuous, the definition of weak convergence allows us to assert that, since the feasibility constraint for consumption, (8), and in the incentive compatibility constraints, (6), hold for each (c^ℓ, N^ℓ) , then it must also hold in the limit for (c, N) . The only difficulty is to show that the feasibility constraint for holdings is also satisfied. For this we rely on the characterization of weak convergence provided by Theorem 12.8 in [Stokey and Lucas \(1989\)](#), easily extended to bounded measures. It asserts that N_i^ℓ converges pointwise at each continuity point of their limit, N_i . Therefore, for any $j \in \mathbb{R}$ such that all $(N_i)_{i \in I}$ are continuous, we have:

$$\sum_{i \in I} N_{ij}^\ell \rightarrow \sum_{j \in I} N_{ij}.$$

But recall that the feasibility constraint for holdings is satisfied for each j : $\sum_{i \in I} N_{ij}^\ell = \bar{N}_j$. Together with the above, this implies that

$$\sum_{i \in I} N_{ij} = \bar{N}_j,$$

for all $j \in \mathbb{R}$ such as all $(N_i)_{i \in I}$ are continuous. Now recall that N_i are increasing functions, and so have countably many discontinuity points. This implies that for any $j \in \mathbb{R}$, there is a sequence of $j_n \downarrow j$ such that j_n is a continuity point for all $(N_i)_{i \in I}$. Hence, for all j_n , we have

$$\sum_{i \in I} N_{ij_n} = \bar{N}_{j_n}.$$

Since $j \mapsto N_{ij}$ and \bar{N}_j are all right continuous functions we can take the limit and obtain that $\sum_{i \in I} N_{ij} = \bar{N}_j$ for all $j \in \mathbb{R}$, as required.

B.2 Proof of Proposition 17

In all what follow we let:

$$y(\omega) \equiv \sum_{j \in J} d_j(\omega), \underline{y} \equiv \min_{\omega \in \Omega} y(\omega), \text{ and } \bar{y} \equiv \max_{\omega \in \Omega} y(\omega).$$

Proof that $\Gamma^*(\alpha)$ is not empty. We first show that the supremum is achieved. The only difficulty with this proof arises when $\alpha_i > 0$ and $u_i(0) = -\infty$ for some $i \in I$, because in this case the objective is not continuous when $\alpha_i = c_i = 0$.

However, in the planner's problem, one can restrict attention to $c_i(\omega)$ that are bounded away from zero. To see this, we first note that $c_i(\omega) = y(\omega)/I$ is feasible, implying that:

$$W^*(\alpha) \geq \sum_{i \in I} \alpha_i \sum_{\omega \in \Omega} \pi(\omega) u_i [y(\omega)/I] \geq \sum_{i \in I} \min\{u_i [\underline{y}/I], 0\} \equiv \underline{W}.$$

Also, for each i such that $\alpha_i > 0$ and $u_i(0) = -\infty$, we have that

$$W(\alpha, c, n) \leq \alpha_i \pi(\omega) u_i [c_i(\omega)] + \sum_{k \neq i} \alpha_k \max\{u_i(\bar{y}/I), 0\}.$$

Now consider the equation

$$\alpha_i \pi(\omega) u_i [c_i(\omega)] + \sum_{k \neq i} \alpha_k \max\{u_i(\bar{y}/I), 0\} = \underline{W}.$$

Since $u_i(0) = -\infty$, the left-hand side is smaller than the right-hand side when $c \rightarrow 0$. Since $\underline{W} \leq 0$ by construction, the left-hand side is larger than the right-hand side when $c \rightarrow \infty$. Given the strict monotonicity of $u_i(c)$, it follows that the equation has a unique solution, which is decreasing and continuous in α_i . Let $\underline{c}_i(\alpha_i)$ be half of the minimum of these solutions across all $\omega \in \Omega$. By construction, for all allocation (c, n) such that $c_i(\omega) < \underline{c}_i$ for some $\omega \in \Omega$, $W(\alpha, c, n) < \underline{W}$. If we let $\underline{c}_i(\alpha_i) = 0$ for other i , that is for $i \in I$ such that $\alpha_i = 0$ or $u_i(0) = 0$, then, in the Planner's problem, one can restrict attention to allocation such that $c_i(\omega) \geq \underline{c}_i(\alpha_i)$, which we write as $c \geq \underline{c}(\alpha)$. Notice that, by construction, the objective of the planner is continuous over $c \geq \underline{c}(\alpha)$.

Now to show that there is a solution consider any sequence (c^k, N^k) of incentive-feasible allocation such that $W(\alpha, c^k, N^k) \rightarrow W^*(\alpha)$. From the above remark we can focus on a sequence such that $c^k \geq \underline{c}(\alpha)$. Now Lemma 16, there exists some incentive feasible allocation (c, N) and a subsequence (c^ℓ, N^ℓ) such that $c^\ell \rightarrow c$ and $N^\ell \rightarrow N$. Going to the limit in the Planner's objective, we obtain that $W(\alpha, c, N) = W^*(\alpha)$.

Proof that $\Gamma^*(\alpha)$ is weakly compact. The argument is the same as in the last paragraph, except that we now consider a sequence $(c^k, N^k) \in \Gamma^*(\alpha)$.

Proof that $\Gamma^*(\alpha)$ convex-valued. This follows because the objective is concave and the constraints linear.

Proof that $W^*(\alpha)$ is continuous and $\Gamma^*(\alpha)$ has a weakly closed graph. Consider any $\bar{\alpha} \geq 0$ such that $\sum_{i \in I} \bar{\alpha}_i = 1$ and any sequence $\alpha^k \rightarrow \bar{\alpha}$ and an associated sequence $(c^k, N^k) \in \Gamma^*(\alpha^k)$. Without loss of generality for this proof, assume that $W^*(\alpha^k)$ converges to some limit,¹³ and that (c^k, N^k) converges weakly towards some incentive feasible allocation (c, N) .¹⁴ We want to show that $W^*(\alpha^k) \rightarrow W^*(\alpha)$ and that $(c, N) \in \Gamma^*(\alpha)$. Let $I_0 = \{i \in I : \alpha_i = 0 \text{ and } u_i(0) = -\infty\}$. We have:

$$W^*(\alpha^k) = \sum_{i \notin I_0} \alpha_i^k \sum_{\omega \in \Omega} \pi(\omega) u_i [c_i^k(\omega)] + \sum_{i \in I_0} \alpha_i^k \sum_{\omega \in \Omega} \pi(\omega) u_i [c_i^k(\omega)]. \quad (37)$$

By our maintained assumptions, both left-hand side and the first term on the right-hand side have a limit as $k \rightarrow \infty$. Hence, the second term on the right-hand side has a limit as well. We argue that this limit must be negative. Indeed, for $i \in I_0$, if $\lim c_i^k(\omega) > 0$, then $\lim \alpha_i^k u_i [c_i^k(\omega)] = 0$. If $\lim c_i^k(\omega) = 0$, then $\alpha_i^k u_i [c_i^k(\omega)] < 0$ for k large enough. Hence,

$$\lim \sum_{i \in I_0} \alpha_i^k \sum_{\omega \in \Omega} \pi(\omega) u_i [c_i^k(\omega)] \leq 0.$$

Therefore:

$$\lim W^*(\alpha^k) \leq \sum_{i \notin I_0} \bar{\alpha}_i \sum_{\omega \in \Omega} \pi(\omega) u_i [\lim c_i^k(\omega)] \leq W^*(\bar{\alpha}), \quad (38)$$

since $(\lim c^k, \lim N^k)$ is incentive feasible.

To show the reverse inequality, for all $i \in I_0$, choose some $\phi_i > 0$ such that $\phi_i(\gamma_i - 1) < 1$, where $\gamma_i > 1$ is the assumed CRRA bound for $u_i(c)$. Let $\beta(\alpha) \equiv \sum_{i \in I_0} (\alpha_i)^{\phi_i(\gamma_i - 1)}$. Since $\lim \alpha_i^k = 0$ for all $i \in I_0$, we have that $\lim \beta(\alpha^k) = 0$, hence $\beta(\alpha^k) < 1$ for all k large enough. Given some $(\bar{c}, \bar{n}) \in \Gamma^*(\bar{\alpha})$, consider the allocation obtained by scaling down the consumption and asset holding of $i \notin I_0$ by $1 - \beta(\alpha^k)$, and by giving to $i \in I_0$ a consumption equal to $y(\omega) (\alpha_i^k)^{\phi_i}$ and an asset allocation equal to a fraction $(\alpha_i^k)^{\phi_i}$ of the market portfolio. One easily sees that this allocation is incentive feasible. Hence, we have that:

$$W^*(\alpha^k) \geq \sum_{i \notin I_0} \alpha_i \sum_{\omega \in \Omega} \pi(\omega) u_i [\bar{c}_i(\omega)(1 - \beta(\alpha))] + \sum_{i \in I_0} \alpha_i \sum_{\omega \in \Omega} \pi(\omega) u_i [y(\omega) \alpha_i^{\phi_i}].$$

The first term converges to $W^*(\bar{\alpha})$. Using the assumed CRRA bound, $0 < |u(c)| < |K|c^{1-\gamma_i}$ for c close to zero, one sees

¹³Indeed, since $W^*(\alpha)$ is bounded below by \underline{W} and is clearly bounded above, to show convergence towards $W^*(\alpha)$ it is sufficient to show that every convergent subsequence of $W^*(\alpha^k)$ converges towards $W^*(\alpha)$.

¹⁴From Lemma 16, we can always find a convergence subsequence with this property.

that the second term goes to zero: indeed $\alpha_i^k |u_i [y(\omega) (\alpha_i^k)^{\phi_i}]|$ is bounded above by $|K|y(\omega)^{1-\gamma_i} (\alpha_i^k)^{1+(1-\gamma_i)\phi_i}$, which goes to zero since $\lim \alpha_i^k = 0$ and ϕ_i was chosen so that $1 + \phi_i(1 - \gamma_i) > 0$. Hence, we obtain that $\lim W^*(\alpha^k) \geq W^*(\bar{\alpha})$.

Taken together we have that

$$\lim W^*(\alpha^k) \geq \sum_{i \notin I_0} \bar{\alpha}_i \sum_{\omega \in \Omega} \pi(\omega) u_i \left[\lim c_i^k(\omega) \right] = W^*(\bar{\alpha}). \quad (39)$$

Taken together, (38) and (39) imply that

$$\lim W^*(\alpha^k) = \sum_{i \notin I_0} \alpha_i \sum_{\omega \in \Omega} u_i \left[\lim c_i^k(\omega) \right] = W(\bar{\alpha}) \text{ and } \lim \sum_{i \in I_0} \alpha_i^k \sum_{\omega \in \Omega} \pi(\omega) u_i \left[c_i^k(\omega) \right] = 0.$$

This establishes that $W^*(\alpha)$ is continuous and that $\Gamma^*(\alpha)$ has a closed graph.

Proof that $\lim \alpha_i^k u' [c_i^k(\omega)] c_i^k(\omega) = 0$ if $\lim \alpha_i^k = 0$. Consider any sequence $\alpha^k \rightarrow \bar{\alpha}$ and any associated sequence (not necessarily converging) (c^k, N^k) . Since we have shown that $\Gamma^*(\alpha)$ has a weakly closed graph, it follows that any converging subsequence of (c^k, N^k) has a limit belonging to $\Gamma^*(\bar{\alpha})$. But this limit is such that $c_i^k(\omega) = 0$ for all i such that $\bar{\alpha}_i = 0$. Hence, for all i such that $\bar{\alpha}_i = 0$, $\lim c_i^k(\omega) = 0$. If $u_i(0) = 0$, then the result that $\lim \alpha_i^k u' [c_i^k(\omega)] c_i^k(\omega) = 0$ follows from the inequality $0 \leq u'_i(c)c \leq u_i(c)$.

If $u_i(0) = -\infty$, we need a different argument. Write $W^*(\alpha^k) = W_1^k + W_2^k$, where

$$W_1^k \equiv \sum_{i \notin I_0} \alpha_i \sum_{\omega \in \Omega} \pi(\omega) u_i \left[c_i^k(\omega) \right] \text{ and } W_2^k \equiv \sum_{i \in I_0} \alpha_i \sum_{\omega \in \Omega} \pi(\omega) u_i \left[c_i^k(\omega) \right].$$

By assumption, we have that $\lim (W_1^k + W_2^k) = W^*(\bar{\alpha})$. Notice that W_1^k is bounded. Indeed, it is clearly bounded above because the constraint set is bounded. It is bounded below because, for any $i \notin I_0$ such that $u_i(0) = -\infty$, $\bar{\alpha}_i > 0$ and so α_i^k and hence $\bar{c}_i(\alpha_i^k)$ is bounded away from zero for k large enough. Given boundedness, we can extract some convergent subsequence W_1^ℓ of W_1^k . Since consumption and asset holdings are incentive feasible, it follows from Lemma 16 that there exists a weakly convergent subsequence (c^ℓ, N^ℓ) of (c^k, N^k) . Clearly, $\lim W_1^\ell = \lim W_1^k$. But, using the results of the previous paragraph, we have that $\lim W_1^\ell = W^*(\bar{\alpha})$. Hence all convergent subsequences of W_1^k have the same limit $W^*(\bar{\alpha})$, implying that $\lim W_1^k = W^*(\bar{\alpha})$ and that $\lim W_2^k = 0$. It follows that, for all k large enough, all terms in W_1^k are negative. Hence, for k large enough, we have that for all $i \in I_0$, $W_2^k \leq \alpha_i^k \pi(\omega) u_i [c_i^k(\omega)] \leq 0$. Since $\lim W_2^k = 0$, it follows that $\lim \alpha_i^k \pi(\omega) u_i [c_i^k(\omega)] = 0$ as well. The result then follows from the CRRA bound $0 \leq u'_i(c)c \leq \gamma_i |u_i(c)|$.

B.3 Proof of Proposition 18

Fix any feasible N and let:

$$W(\alpha | N) = \max \sum_{i \in I} \alpha_i U_i(c_i)$$

with respect to $c \in X$, and subject to

$$\begin{aligned} \sum_{i \in I} c_i(\omega) &\leq \sum_{i \in I} \int d_j(\omega) dN_{ij} \quad \forall \omega \in \Omega \\ c_i(\omega) &\geq \int \delta_{ij} d_j(\omega) dN_{ij} \quad \forall (i, \omega) \in I \times \Omega. \end{aligned}$$

From Corollary 28.3 in [Rockafellar \(1970\)](#), $c \in X$ is an optimal solution only if there exists multipliers $\hat{q} \in \mathbb{R}_+^{|\Omega|}$ and $\hat{\mu} \in \mathbb{R}_+^{|\Omega| \times |I|}$ such that:

$$\begin{aligned} \alpha_i \frac{\partial U_i}{\partial c_i(\omega)} + \hat{\mu}_i(\omega) &\leq \hat{q}(\omega) \\ \hat{q}(\omega) \left[\sum_{i \in I} \int d_j(\omega) dN_{ij} - \sum_{i \in I} c_i(\omega) \right] &= 0, \quad \forall \omega \in \Omega \\ \hat{\mu}_i(\omega) \left[c_i(\omega) - \int \delta_{ij} d_j(\omega) dN_{ij} \right] &= 0, \quad \forall (i, \omega) \in I \times \Omega. \end{aligned}$$

Notice that we can always choose multipliers such that the first-order condition with respect to $c_i(\omega)$ holds with equality. Indeed, if it holds with a strict inequality for some $\hat{\mu}_i(\omega)$ and some (i, ω) , then $c_i(\omega) = 0$ and so the incentive constraint holds with equality. So increasing $\hat{\mu}_i(\omega)$ leaves the complementary slackness conditions unchanged.

Now consider any other feasible $\hat{N} \in \mathcal{M}_+$. Clearly, for any $h \in [0, 1]$, $(1-h)N + h\hat{N} = N + h(\hat{N} - N)$ is also feasible. In the optimization problem $W(\alpha | N + h[\hat{N} - N])$, the derivative of the Lagrangian with respect to h , evaluated at $h = 0$, is

$$\begin{aligned} L_h &= \sum_{i \in I} \int \left[\sum_{\omega \in \Omega} \hat{q}(\omega) d_j(\omega) - \sum_{\omega \in \Omega} \hat{\mu}_i(\omega) \delta_{ij} d_j(\omega) \right] [d\hat{N}_{ij} - dN_{ij}] \\ &= \sum_{i \in I} \int \hat{v}_{ij} [d\hat{N}_{ij} - dN_{ij}], \end{aligned}$$

where, for any set of Lagrange multipliers, $v_{ij} \equiv \sum_{\omega \in \Omega} \hat{q}(\omega) d_j(\omega) - \sum_{\omega \in \Omega} \hat{\mu}_i(\omega) \delta_{ij} d_j(\omega)$. Notice that $\hat{q}(\omega)$ is uniquely

determined¹⁵ but $\hat{\mu}_i(\omega)$ may not, when $c_i(\omega) = 0$. One easily sees in particular that any

$$0 \leq \hat{\mu}_i(\omega) \leq \hat{q}(\omega) - \alpha_i \frac{\partial U_i}{\partial c_i(\omega)}$$

solves the first-order conditions. Let \hat{V}_{ij} denote the corresponding interval of \hat{v}_{ij} . It follows from Corollary 5 in [Milgrom and Segal \(2002\)](#) that the right-derivative of $W(\alpha | N + h [\hat{N} - N])$ at $h = 0$ is

$$\left. \frac{d}{dh} W(\alpha | N + h [\hat{N} - N]) \right|_{h=0+} = \min_{\hat{v}_{ij} \in \hat{V}_{ij}} \sum_{i \in I} \int \hat{v}_{ij} [d\hat{N}_{ij} - dN_{ij}].$$

Now notice that $\int \hat{v}_{ij} dN_{ij}$ does not depend on the particular choice of \hat{v}_{ij} . Indeed, whenever \hat{v}_{ij} is not uniquely determined, it is because $c_i(\omega) = 0$ for some $\omega \in \Omega$. But from the incentive compatibility constraint, it then follows that $\int \delta_{ij} d_j(\omega) dN_{ij} = 0$, and so $\hat{\mu}_i(\omega) \int \delta_{ij} d_j(\omega) dN_{ij} = 0$ as well. Since \hat{N}_{ij} is a positive measure, $\int \hat{v}_{ij} d\hat{N}_{ij}$ is minimized when \hat{v}_{ij} is smallest, which occurs when $\hat{\mu}_i(\omega)$ is largest, that is, when it is chosen so that the first-order condition with respect to $c_i(\omega)$ holds with equality.

Taken together, we obtain that a necessary condition for a feasible N to be optimal is that:

$$\sum_{i \in I} \int \hat{v}_{ij} [d\hat{N}_{ij} - dN_{ij}] \leq 0, \tag{40}$$

for all feasible \hat{N} , where $\hat{v}_{ij} = \sum_{\omega \in \Omega} \hat{q}(\omega) d_j(\omega) - \sum_{\omega \in \Omega} \hat{\mu}_i(\omega) \delta_{ij} d_j(\omega)$ and $\hat{\mu}_i(\omega)$ is chosen so that the first-order condition with respect to $c_i(\omega)$ holds with equality. The proof is concluded by the following Lemma:

Lemma 25 *Condition (40) holds if and only if $\int [\max_{k \in I} \hat{v}_{kj} - \hat{v}_{ij}] dN_{ij} = 0$ for all $i \in I$.*

For necessity, consider the correspondence $\Gamma(j) \equiv \arg \max_{k \in I} \hat{v}_{kj}$. By the Measurable Selection Theorem (Theorem 7.6 in [Stokey and Lucas \(1989\)](#)), there exists a measurable selection $\gamma(j)$. Consider then the asset allocation:

$$\hat{N}_{ij} = \int_0^j \mathbb{I}_{\{\gamma(k)=i\}} d\bar{N}_k,$$

¹⁵Indeed for any $\omega \in \Omega$, consider any $i \in I$ such that the incentive compatibility constraint does not bind. Then $c_i(\omega) > 0$ and so the first-order condition holds with equality. If $u_i(c)$ is linear, then $\alpha_i \partial U_i / \partial c_i(\omega) = \alpha_i$ is uniquely determined. If $u_i(c)$ is strictly concave, then $c_i(\omega)$ is uniquely determined and so is $\alpha_i \partial U_i / \partial c_i(\omega)$. Using the first-order condition, it then follows that $\hat{q}(\omega)$ is uniquely determined.

which gives the supply of asset k to one agent with the highest valuation, $v_{\gamma(k)k}$. Condition (40) implies that:

$$\begin{aligned}
0 &\geq \sum_{i \in I} \int \hat{v}_{ij} [d\hat{N}_{ij} - dN_{ij}] = \sum_{i \in I} \int \hat{v}_{ij} \mathbb{I}_{\{\gamma(j)=i\}} d\bar{N}_j - \sum_{i \in I} \hat{v}_{ij} dN_{ij} \\
&= \int \max_{k \in I} \hat{v}_{kj} d\bar{N}_j - \int \hat{v}_{ij} dN_{ij} \\
&= \int \left(\max_{k \in I} \hat{v}_{kj} - \hat{v}_{ij} \right) dN_{ij},
\end{aligned}$$

where the last equality follows because $\bar{N} = \sum_{i \in I} N_i$. But each term in the sum is positive since $\max \hat{v}_{kj} - \hat{v}_{ij} \geq 0$. It thus follows that each term in the sum is zero, and we are done.

For sufficiency, write

$$\begin{aligned}
\sum_{i \in I} \hat{v}_{ij} [d\hat{N}_{ij} - dN_{ij}] &= \sum_{i \in I} \hat{v}_{ij} d\hat{N}_{ij} - \sum_{i \in I} \int \max_{k \in I} v_{kj} dN_{ij} \\
&= \sum_{i \in I} \hat{v}_{ij} d\hat{N}_{ij} - \int \max_{k \in I} v_{kj} d\bar{N}_j \\
&= \sum_{i \in I} \left[\hat{v}_{ij} - \max_{k \in I} v_{kj} \right] d\hat{N}_{ij} \leq 0.
\end{aligned}$$

where the last equality follows because \hat{N} is feasible.

B.4 Proof of Proposition 19

Consider any (c, N) and multipliers \hat{q} , $\hat{\mu}$ and \hat{p} satisfying the first-order conditions in the Proposition. Now let (\hat{c}, \hat{N}) denote any other feasible allocation. We have:

$$\begin{aligned}
&\sum_{i \in I} \alpha_i U_i(c_i) - \sum_{i \in I} \alpha_i U_i(\hat{c}_i) \\
&\geq \sum_{i \in I} \sum_{\omega \in \Omega} \frac{\partial U_i}{\partial c_i(\omega)} [c_i(\omega) - \hat{c}_i(\omega)] = \sum_{i \in I} \sum_{\omega \in \Omega} [\hat{q}(\omega) - \hat{\mu}_i(\omega)] [c_i(\omega) - \hat{c}_i(\omega)] \\
&= \sum_{\omega \in \Omega} \hat{q}(\omega) \left[\sum_{i \in I} c_i(\omega) - \sum_{i \in I} \int d_j(\omega) dN_{ij} \right] - \sum_{\omega \in \Omega} \hat{q}(\omega) \left[\sum_{i \in I} \hat{c}_i(\omega) - \sum_{i \in I} \int d_j(\omega) d\hat{N}_{ij} \right] \\
&\quad - \sum_{i \in I} \sum_{\omega \in \Omega} \hat{\mu}_i(\omega) \left[c_i(\omega) - \int \delta_{ij} d_j(\omega) dN_{ij} \right] + \sum_{i \in I} \sum_{\omega \in \Omega} \hat{\mu}_i(\omega) \left[\hat{c}_i(\omega) - \int \delta_{ij} d_j(\omega) d\hat{N}_{ij} \right] \\
&\quad + \sum_{i \in I} \int \hat{v}_{ij} [dN_{ij} - d\hat{N}_{ij}] \geq \sum_{i \in I} \int \hat{v}_{ij} [dN_{ij} - d\hat{N}_{ij}],
\end{aligned}$$

where the last inequality follows from the complementarity slackness for (c, N) , and from the feasibility of (\hat{c}, \hat{N}) . Now since both N and \hat{N} are feasible, we have that:

$$\hat{p} \cdot \bar{N} = \hat{p} \cdot \sum_{i \in I} N_{ij} = \hat{p} \cdot \sum_{i \in I} \hat{N}_{ij}.$$

Hence, adding and subtracting $\hat{p} \cdot \bar{N}$, we obtain:

$$\sum_{i \in I} \int \hat{v}_{ij} [dN_{ij} - d\hat{N}_{ij}] = \sum_{i \in I} \left[\hat{p} \cdot \hat{N}_{ij} - \int \hat{v}_{ij} d\hat{N}_{ij} \right] - \sum_{i \in I} \left[\hat{p} \cdot N_{ij} - \int \hat{v}_{ij} dN_{ij} \right] \geq 0$$

where the last inequality follows from the first-order condition with respect to N .

B.5 Proof of Lemma 21

A solution to the agent's problem, (c_i, N_i) , maximizes the Lagrangian:

$$\begin{aligned} L(\hat{c}_i, \hat{N}_i) = U_i(\hat{c}_i) &+ \lambda_i \left[\bar{n}_i p \cdot \bar{N} + \sum_{\omega \in \Omega} q(\omega) \int d_j(\omega) d\hat{N}_{ij} - p \cdot N - \sum_{\omega \in \Omega} q(\omega) c_i(\omega) \right] \\ &+ \sum_{\omega \in \Omega} \mu_i(\omega) \left[\hat{c}_i(\omega) - \int \delta_{ij} d_j(\omega) d\hat{N}_{ij} \right], \end{aligned}$$

with respect to $(\hat{c}_i, \hat{N}_i) \in X_i$. This implies that the function $\beta \mapsto L(\beta c_i, \beta N_i)$ is maximized at $\beta = 1$. Taking first-order condition with respect to β at $\beta = 1$, and using the complementary slackness conditions, yields the desired result.

B.6 Proof of Proposition 22

Necessity. let (c, N, p, q) be an equilibrium. Since $\bar{n}_i > 0$, it follows from the first-order conditions to the agent's problem that $\lambda_i > 0$. By direct comparison of first-order conditions, one can then verify that the equilibrium allocation solves the Planner's Problem with weights

$$\alpha_i = \frac{1/\lambda_i}{\sum_{k \in I} 1/\lambda_k}.$$

The associated Lagrange multipliers are $\hat{\mu}_i(\omega) = \alpha_i \mu_i(\omega)$, $\hat{q}(\omega) = \beta q(\omega)$ and $\hat{v}_{ij} = \beta v_{ij}$ and $\hat{p} = \beta p$, where $\beta \equiv [\sum_{i \in I} 1/\lambda_i]^{-1}$. Finally, we have from Lemma 21 that:

$$\alpha_i \sum_{\omega \in \Omega} \frac{\partial U_i}{\partial c_i(\omega)} c_i(\omega) + \bar{n}_i \hat{p} \cdot \bar{N}.$$

Adding up across all $i \in I$ and using $\sum_{i \in I} \bar{n}_i = 1$ yields the desired condition.

Sufficiency. Consider any solution of the Planner's problem satisfying the conditions stated in the Proposition. Notice that the second condition implies that $\alpha_i > 0$. Using Proposition 18 we obtain associated multipliers \hat{q} , $\hat{\mu}$ and \hat{p} . Consider then the candidate equilibrium prices $q(\omega) = \hat{q}(\omega)$ and $p = \hat{p}$. Then, by direct comparison of first-order conditions, one sees that the component (c_i, N_i) of the Planner's allocation solves agent $i \in I$'s problem, except perhaps for the budget feasibility condition. The associated multipliers are $\lambda_i = 1/\alpha_i$, $\mu_i(\omega) = \hat{\mu}_i(\omega)/\alpha_i$ and $v_{ij} = \hat{v}_{ij}$. To complete the proof, we thus need to verify that (c_i, N_i) satisfies budget balance:

$$\begin{aligned}
& \sum_{\omega \in \Omega} q(\omega) c_i(\omega) + p \cdot N_i - \bar{n}_i p \cdot \bar{N} - \sum_{\omega \in \Omega} q(\omega) \int d_j(\omega) dN_{ij} \\
&= \sum_{\omega \in \Omega} \left[\alpha_i \frac{\partial U_i}{\partial c_i(\omega)} + \hat{\mu}_i(\omega) \right] c_i(\omega) + \hat{p} \cdot N_i - \bar{n}_i \hat{p} \cdot \bar{N} - \sum_{\omega \in \Omega} \hat{q}(\omega) \int d_j(\omega) dN_{ij} \\
&= \sum_{\omega \in \Omega} \alpha_i \frac{\partial U_i}{\partial c_i(\omega)} c_i(\omega) - \bar{n}_i \hat{p} \cdot N + \int [\hat{p}_j - \hat{v}_{ij}] dN_{ij} \\
&= \sum_{\omega \in \Omega} \alpha_i \frac{\partial U_i}{\partial c_i(\omega)} c_i(\omega) - \bar{n}_i \hat{p} \cdot N.
\end{aligned}$$

where we substituted in the Planner's first order conditions. But $\sum_{i \in I} \bar{n}_i = 1$ implies that:

$$\hat{p} \cdot N = \sum_{k \in I} \sum_{\omega \in \Omega} \alpha_k \frac{\partial U_k}{\partial c_k(\omega)} c_k(\omega),$$

hence budget balance holds since (c, N) satisfied the second condition stated in the Proposition.

B.7 Proof of Proposition 23

Proof that $\Delta^*(\alpha)$ is convex-valued. To show that $\Delta^*(\alpha)$ is convex valued, we note that when $u_i(c)$ is strictly concave, $c_i(\omega)$ is uniquely determined, and so the term

$$\pi(\omega) u'_i [c_i(\omega)] c_i(\omega)$$

is the same for all $(c, n) \in \Gamma^*(\alpha)$. When $u_i(c)$ is linear, then $u'(c)c = c$ is linear. Taken together, this means that the function defining $\Delta^*(\alpha)$ preserves the convexity of $\Gamma^*(\alpha)$.

Proof that $\Delta^*(\alpha)$ has a closed graph. Consider any converging sequence of α^k and $\Delta^k \in \Delta^*(\alpha^k)$, generated by a sequence $(c^k, N^k) \in \Gamma^*(\alpha^k)$. Since $\Gamma^*(\alpha^k)$ is including in the set if incentive feasible allocation, which by Lemma 16 we know is weakly compact, we can extract a weakly convergent subsequence (c^ℓ, n^ℓ) of (c^k, n^k) . Since we know from

Proposition 17 that $\Gamma^*(\alpha)$ has a weakly closed graph, it follows that $\lim(c^\ell, n^\ell) \in \Gamma^*(\lim \alpha^\ell)$. If $u_i(c)$ is continuously differentiable at $\lim c_i^\ell(\omega)$, then by continuity we have:

$$\lim (\alpha_i^\ell u_i' [c_i^\ell(\omega)] c_i^\ell(\omega)) = \left(\lim \alpha_i^\ell \right) \times u_i' \left[\lim c_i^\ell(\omega) \right] \times \left(\lim c_i^\ell(\omega) \right).$$

If $u_i(c)$ is not continuously differentiable at $\lim c_i^\ell(\omega)$ then given our maintained assumption that $u_i(c)$ is continuously differentiable over $(0, \infty)$, it must be that $\lim c_i^\ell(\omega) = 0$ and $u_i'(0) = +\infty$. Since $\lim c_i^\ell(\omega) = 0$ is part of a social optimum, it must be that $\lim \alpha_i^\ell = 0$. But we know in this case from Proposition 17 that

$$\lim \alpha_i^\ell u_i' [c_i^\ell(\omega)] c_i^\ell(\omega) = 0 = \lim \alpha_i^\ell u_i' \left[\lim c_i^\ell(\omega) \right] \lim c_i^\ell(\omega).$$

Taken together, we obtain that $\lim \Delta^\ell = \lim \Delta^k \in \Delta^*(\lim \alpha^\ell) = \Delta^*(\lim \alpha^k)$.

Proof that $\Delta^*(\alpha)$ is bounded. Otherwise, there would exist some sequence α^k and $\Delta^k \in \Delta^*(\alpha^k)$ such that $\max |\Delta_i^k| \rightarrow \infty$. Since α^k belongs to a compact set we can extract a converging subsequence α^ℓ . Since $\Delta^*(\alpha)$ has a closed graph $\lim \Delta^\ell \in \Gamma^*(\lim \alpha^\ell)$ and so must be finite, which is a contradiction.

An auxiliary fixed-point problem. Let M be such that $\max |\Delta_i| \leq M$ for all $\Delta \in \Delta^*(\alpha)$ and $\alpha \in \mathcal{A}$. Let \mathcal{D} be the set of transfers $\Delta = (\Delta_1, \dots, \Delta_I)$ such that $\sum_{i \in I} \Delta_i = 0$ and $\max |\Delta_i| \leq M$. Finally, let $K(\alpha, \Delta)$ be the function $\mathcal{A} \times \mathcal{D} \rightarrow \mathcal{A}$ such that

$$K_i(\alpha, \Delta) = \frac{(\alpha_i - \Delta_i)^+}{\sum_{k \in I} (\alpha_k - \Delta_k)^+},$$

where x^+ denotes the positive part of x . For each $(\alpha, \Delta) \in \mathcal{A} \times \mathcal{D}$, let the set $\Phi(\alpha, \Delta)$ be the product of the singleton $\{K(\alpha, \Delta)\}$ and the set $\Delta^*(\alpha)$. By construction, $\Phi(\alpha, \Delta) \subseteq \mathcal{A} \times \mathcal{D}$. Since $\sum_{k \in I} (\alpha_k - \Delta_k)^+ \geq \sum_{k \in I} (\alpha_k - \Delta_k) = 1 > 0$ it follows that $K_i(\alpha, \Delta)$ is a continuous function over $\mathcal{A} \times \mathcal{D}$. Given our earlier result that $\Delta^*(\alpha)$ has a closed graph, this implies that the correspondence $\Phi(\alpha, \Delta)$ has a closed graph as well. This allows to apply Kakutani's fixed point Theorem (see Corollary 17.55 in Aliprantis and Border (1999)) and assert that Φ has a fixed point, i.e., there exists some $(\alpha, \Delta) \in \mathcal{A} \times \mathcal{D}$ such that

$$\begin{aligned} \alpha_i &= \frac{(\alpha_i - \Delta_i)^+}{\sum_{k \in I} (\alpha_k - \Delta_k)^+} \text{ for all } i \in I \\ \Delta &\in \Delta^*(\alpha). \end{aligned}$$

Proof that all fixed-points are such that $\Delta_i = 0$ for all $i \in I$. Next, we show that a fixed point of Φ has the property that $\Delta_i = 0$ for all $i \in I$. Indeed if $\alpha_i = 0$, then from the definition of $\Delta^*(\alpha)$ we have that $\Delta_i \leq 0$, and from the fixed-point equation that $(-\Delta_i)^+ = 0 \Leftrightarrow \Delta_i \geq 0$. Hence, if $\alpha_i = 0$, then $\Delta_i = 0$. If $\alpha_i > 0$, then from the fixed point equation

$$\alpha_i \times \sum_{k \in I} (\alpha_k - \Delta_k)^+ = \alpha_i - \Delta_i \Rightarrow \Delta_i = \alpha_i \times \left[1 - \sum_{k \in I} (\alpha_k - \Delta_k)^+ \right].$$

Hence, all Δ_i such that $\alpha_i > 0$ have the same sign. Since $\Delta_i = 0$ when $\alpha_i = 0$, it follows that all Δ_i have the same sign. But since $\sum_{i \in I} \Delta_i = 0$, this implies that $\Delta_i = 0$ for all $i \in I$.

B.7.1 Proof of Lemma 24

Consider two sets of weights α and α' with corresponding optimal allocations $(c, N) \in \Gamma^*(\alpha)$ and $(c', N') \in \Gamma^*(\alpha')$. Since the constraint set of the planner does not depend on α , (c, N) and (c', N') are both incentive feasible given α and α' . Hence, optimality implies that:

$$\alpha_1 U_1(c_1) + \alpha_2 U_2(c_2) \geq \alpha_1 U_1(c'_1) + \alpha_2 U_2(c'_2) \Leftrightarrow \alpha_1 [U_1(c_1) - U_1(c'_1)] + \alpha_2 [U_2(c_2) - U_2(c'_2)] \geq 0.$$

Vice versa:

$$\alpha'_1 [U_1(c'_1) - U_1(c_1)] + \alpha'_2 [U_2(c'_2) - U_2(c_2)] \geq 0.$$

Adding up these two inequality and using that, since the weight add up to one, $\alpha'_1 - \alpha_1 = \alpha_2 - \alpha'_2$, we obtain:

$$[\alpha'_1 - \alpha_1] \{ [U_1(c'_1) - U_1(c_1)] - [U_2(c'_2) - U_2(c_2)] \},$$

which implies that:

$$U_1(c'_1) - U_1(c_1) \geq U_2(c'_2) - U_2(c_2).$$

But then we must have that

$$U_1(c'_1) - U_1(c_1) \geq 0 \geq U_2(c'_2) - U_2(c_2).$$

because otherwise either (c, N) or (c', N') would not be constrained Pareto optima.

B.7.2 Modified Security Market Line

Proposition 26 *Suppose the distribution of tree supplies is strictly increasing. Let $R_j(\omega) = \frac{d_j(\omega)}{p_j}$ be the return of asset j , $R_m(\omega) = \int_0^1 \frac{p_j}{\int_0^1 p_\ell d\bar{N}_\ell} R_j(\omega) d\bar{N}_j$ the market return, and $\beta_j = \frac{\text{Cov}(R_m, R_j)}{V(R_m)}$ the market beta of asset j . Then, β_j is a continuous and strictly decreasing function of j . Moreover, the expected return of tree j is a piecewise linear function of β_j :*

$$\mathbb{E}[R_j - R_f] = \beta_j \left(\mathbb{E}[R_m - R_f] - \theta_m \right) + \theta_j, \quad (41)$$

where

$$\theta_j = \theta_k - \phi \max(\beta_j - \beta_k, 0) - \psi \max(\beta_k - \beta_j, 0), \quad (42)$$

and $R_f = \left(\sum_{\omega \in \Omega} q(\omega) \right)^{-1}$ is the risk-free rate, $\theta_j = \Delta_j / p_j$, is the (per dollar invested) divertibility discount of asset j , k is the marginal tree, $\phi > 0$, $\psi > 0$, and $\theta_m = \int_0^1 \frac{p_j}{\int_0^1 p_\ell d\bar{N}_\ell} \theta_j d\bar{N}_j$ is the average divertibility discount. Equation (41) also holds for financial assets by setting $\theta_j = 0$.

Proof that $j \mapsto \beta_j$ is strictly decreasing. Since there are only two states of nature, correlations are either equal to one, zero, or minus one. It follows from $R_m(\omega_1) < R_m(\omega_2)$ that $\beta_j = \frac{\sigma(R_j)}{\sigma(R_m)} \text{Sign}[d_j(\omega_2) - d_j(\omega_1)]$, where:

$$\left(\sigma(R_j) \right)^2 = \sum_{\omega \in \Omega} \pi(\omega) \left(\frac{d_j(\omega) - \bar{d}_j}{p_j} \right)^2 = \sum_{\omega \in \Omega} \pi(\omega) (1 - \pi(\omega))^2 \left(\frac{d_j(\omega_2) - d_j(\omega_1)}{p_j} \right)^2$$

Equation (??) implies that $p_j = a_i(\omega_1) d_j(\omega_1) + a_i(\omega_2) d_j(\omega_2)$, where i denotes the agent holding asset j and $a_i(\omega) > 0$.

Thus:

$$\beta_j = \frac{1}{\sigma(R_m)} \left(\sum_{\omega \in \Omega} \pi(\omega) (1 - \pi(\omega))^2 \right)^{\frac{1}{2}} \frac{\frac{d_j(\omega_2)}{d_j(\omega_1)} - 1}{a_i(\omega_1) + a_i(\omega_2) \frac{d_j(\omega_2)}{d_j(\omega_1)}}. \quad (43)$$

$\frac{d_j(\omega_2)}{d_j(\omega_1)} \mapsto \beta_j$ is clearly continuous away from the marginal asset k . And it is also continuous at the marginal asset since p_j is continuous at $j = k$. For $j \neq k$, we can take the derivative:

$$\frac{d\beta_j}{d\frac{d_j(\omega_2)}{d_j(\omega_1)}} = \frac{1}{\sigma(R_m)} \left(\sum_{\omega \in \Omega} \pi(\omega) (1 - \pi(\omega))^2 \right)^{\frac{1}{2}} \frac{a_i(\omega_1) + a_i(\omega_2)}{\left(a_i(\omega_1) + a_i(\omega_2) \frac{d_j(\omega_2)}{d_j(\omega_1)} \right)^2} > 0.$$

Proof of equation (41). There is a different pricing kernel for each agent. For assets j held by agent i , the pricing kernel is:

$$1 = \mathbb{E} \left[\frac{q(\omega)}{\pi(\omega)} R_j(\omega) \right] - \delta \frac{\mu_i(\omega_i)}{\lambda_i} R_j(\omega_i).$$

Denoting the risk-free rate as $R_f = (E[\frac{q(\omega)}{\pi(\omega)}])^{-1}$, the usual manipulations lead to:

$$\mathbb{E}[R_j(\omega) - R_f] = -R_f Cov\left(\frac{q(\omega)}{\pi(\omega)}, R_j(\omega)\right) + \theta_j,$$

where $\Delta_j = R_f \delta \frac{\mu_i(\omega_i)}{\lambda_i} R_j(\omega_i)$. Since there are two states of nature, $\frac{q(\omega)}{\pi(\omega)}$ can be written as an affine function of the market return with slope κ . Thus:

$$\mathbb{E}[R_j(\omega) - R_f] = -\kappa R_f Cov(R_m(\omega), R_j(\omega)) + \theta_j, \quad (44)$$

where $\theta_j = R_f \delta \frac{\mu_i(\omega_i)}{\lambda_i} R_j(\omega_i) = \frac{\Delta_j}{p_j}$. Multiplying by $\frac{p_j}{\int_0^1 p_\ell d\bar{N}_\ell}$ and integrating over j , we obtain the pricing kernel for the market portfolio:

$$\mathbb{E}[R_m(\omega) - R_f] = -\kappa R_f Var(R_m(\omega)) + \theta_m, \quad (45)$$

where $\Delta_m = \int_0^1 \frac{p_j}{\int_0^1 p_\ell d\bar{N}_\ell} \theta_j d\bar{N}_j$. Combining (44) and (45) yields the modified CAPM formula in Proposition ??.

Next, we show that θ_j can be written as a piecewise linear function of β_j with a kink at the marginal asset β_k . $R_j(\omega_1) = \frac{d_j(\omega_1)}{p_j} = \frac{1}{a_i(\omega_1) + a_i(\omega_2)b_j}$, where i denotes the agent holding asset j and $b_j \equiv \frac{d_j(\omega_2)}{d_j(\omega_1)}$. Equation (43) implies that β_j can be written as a function of b_j : $\beta_j = \rho_0 \frac{b_j - 1}{a_i(\omega_1) + a_i(\omega_2)b_j}$, where $\rho_0 = \frac{1}{\sigma(R_m)} (\sum_{\omega \in \Omega} \pi(\omega)(1 - \pi(\omega))^2)^{\frac{1}{2}}$. Inverting this function, we can write b_j as a function of β_j : $b_j = \frac{\rho_0 + \beta_j a_i(\omega_1)}{\rho_0 - \beta_j a_i(\omega_2)}$. Thus: $R_j(\omega_1) = \frac{\rho_0 - \beta_j a_i(\omega_2)}{(a_i(\omega_1) + a_i(\omega_2))\rho_0}$. Similarly: $R_j(\omega_2) = \frac{\rho_0 + \beta_j a_i(\omega_1)}{(a_i(\omega_1) + a_i(\omega_2))\rho_0}$. It implies that Δ_j is linear and decreasing in β_j for assets j held by agent 1 and linear and increasing for asset held by agent 2. It follows from the continuity of θ_j at the marginal asset k that θ_j can be written as (42).

B.8 Long and short positions in all assets

In the model studied in the text, it is assumed that agents can only take short position in Arrow securities. In this appendix we generalize our model and assume that agents can also take short positions in all assets: Arrow securities and trees. We show that the equilibrium is robust: the same collection of prices and allocation remains an equilibrium when agents can take short positions in all assets.

B.8.1 Distinguishing long and short positions

To make this argument we introduce new notations that explicitly distinguish long positions from short positions in an agent's tree portfolio. Namely, we denote the net tree position by $N_i = N_i^+ - N_i^-$, where N_i^+ is a positive measure

for the long position, and N_i^- is a positive measure for the short position. Likewise, the net Arrow security position is $a_i(\omega) = a_i^+(\omega) - a_i^-(\omega)$. We take all short positions to be liabilities: that is a short position on a particular tree is a state contingent promise to pay $d_j(\omega)$ in state $\omega \in \Omega$. The incentive compatibility constraint in state ω now states that the agent prefers paying off the liability induced by the total short position, rather than diverting a fraction δ of the long position.

$$\begin{aligned} & \delta \left[a_i^+(\omega) + \int d_j(\omega) dN_{ij}^+(\omega) \right] \leq a_i^+(\omega) - a_i^-(\omega) + \int d_j(\omega) [dN_{ij}^+(\omega) - dN_{ij}^-(\omega)] \\ \Leftrightarrow & \quad a_i^-(\omega) + \int d_j(\omega) dN_{ij}^-(\omega) \leq (1 - \delta) \left[a_i^+(\omega) + \int d_j(\omega) dN_{ij}^+(\omega) \right]. \end{aligned} \quad (46)$$

The other constraints for agent i are the budget constraint at $t = 0$

$$\sum_{\omega \in \Omega} q(\omega) [a_i^+(\omega) - a_i^-(\omega)] + \int p_j [dN_{ij}^+(\omega) - dN_{ij}^-(\omega)] \leq \bar{n}_j \int p_j d\bar{N}_j, \quad (47)$$

and the budget constraint at $t = 1$

$$c_i(\omega) = a_i^+(\omega) - a_i^-(\omega) + \int d_j(\omega) [dN_{ij}^+(\omega) - dN_{ij}^-(\omega)]. \quad (48)$$

This formulation allows net positions to differ from gross positions. That is, we could have $a_i^+(\omega) > 0$ and $a_i^-(\omega) > 0$ for some $\omega \in \Omega$, or we could have $N_i^+(J) > 0$ and $N_i^-(J) > 0$ for some measurable set J .

The *agent's problem with long and short positions in all assets* is to choose state-contingent consumption plan, c_i , and a portfolio $(a_i^+, a_i^-, N_i^+, N_i^-)$ in order to maximize the expected utility $U_i(c_i)$, subject to the constraint (46)-(48)

B.8.2 Equilibrium robustness

Next, we show that our equilibrium is robust to allowing agents to take long and short positions in all assets. To see this, consider an equilibrium of the paper. For trees in strictly positive supply, it is always the case that $p_j \leq \sum_{\omega \in \Omega} q(\omega) d_j(\omega)$, as shown in Lemma 4. For trees in zero supply there is some indeterminacy but we can always pick a price such that this inequality holds as well. Now let the solution of the agent's problem be (c_i, a_i, N_i) and let $(\hat{c}_i, \hat{a}_i^+, \hat{a}_i^-, \hat{N}_i^+, \hat{N}_i^-)$ be

such that:

$$\hat{c}_i(\omega) \equiv c_i(\omega)$$

$$\hat{a}_i^+(\omega) \equiv \max\{a_i(\omega), 0\} \text{ and } \hat{a}_i^-(\omega) \equiv -\min\{a_i(\omega), 0\}$$

$$\hat{N}_i^+ \equiv N_i \text{ and } \hat{N}_i^- \equiv 0.$$

Then, we have:

Proposition 27 *Given the price system (p, q) , $(\hat{c}_i, \hat{a}_i^+, \hat{a}_i^-, \hat{N}_i^+, \hat{N}_i^-)$ is a solution of the agent's problem with long and short positions in all assets.*

The proof is straightforward and follows because short positions in Arrow securities are more profitable than short positions in trees. This is because $p_j \leq \sum_{\omega \in \Omega} q(\omega) d_j(\omega)$. Hence, by replacing the short position in tree N_i^- by a payoff-identical short position in Arrow securities, $\int d_j(\omega) dN_{ij}^-$, the agent can generate (weakly) higher profits at time zero, and satisfy all the other constraints. Therefore, to find a solution to the agent's problem, we can restrict attention to tree portfolios such that $N_i^- = 0$. In that case the collateral constraint becomes

$$a_i^-(\omega) \leq (1 - \delta) \left[a_i^+(\omega) + \int d_j(\omega) dN_{ij}^+ \right]. \quad (49)$$

This is the same constraint as in Section 2.2, and so the result follows.